

IV. CIRCULATION OF PUBLICATIONS

4.1. A total number of 22,787 publications furnished their circulation figures on-line for 2014-15 claiming a total circulation of 51,05,21,445 copies as against 45,05,86,212 copies per publishing day in 2013-14 thereby registering an increase of **13.30** per cent over previous year. It has also registered a growth of 182.46 per cent during the last decade. (Table 4.1)

DAILIES

4.2.1. The number of **daily** publications, which furnished circulation figures, has increased from 6,730 publications in 2013-14 to 7,871 publications in 2014-15. The combined circulation of all dailies was 29,63,02,606 copies per publishing day in 2013-14 as against 25,64,07,006 copies per publishing day in 2013-14, i.e. an increase of 15.56 per cent. (Table 4.1 & 4.5)

4.2.2. The number of **tri and bi-weeklies**, which furnished circulation figures, was 34 in 2014-15 as compared to 25 in 2013-14. Their combined circulation was 9,73,292 copies per publishing day in 2013-14 as against 8,93,218 copies per publishing day in 2013-14, registering an increase of 8.96 per cent. (Table 4.1 & 4.5)

PERIODICALS

4.3. Among **Periodicals**, weeklies had a combined share of 12,74,83,338 copies per publishing day i.e. 24.96 per cent of the total circulation, followed by monthlies with 5,22,92,669 copies per publishing day i.e. 10.24 per cent of total circulation. The fortnightlies with a total circulation of 2,87,69,695 copies per publishing day or 5.64 per cent of total circulation were at the third place. (Table 4.2)

LANGUAGE-WISE CIRCULATION

4.4.1. In 2014-15 again, Hindi publications as usual retained their largest share in claimed circulation with 25,77,61,985 copies per publishing day or 50.49 % of the total circulation, followed by English publications with 6,26,62,670 copies per publishing day (12.27 %). Other languages in which publications had claimed circulation of more than ten million copies were Urdu 4,12,73,949 (8.08%), Telugu 2,72,08,064 (5.33%), Marathi 2,39,25,462 (4.69%), Gujarati 2,37,42,849 (4.65%), Malayalam 1,50,86,608 (2.96%) and Odia 1,34,71,260 (2.64%). Further, in other languages publications which had claimed circulation more than one million were Tamil 91,23,007 (1.79%), Bengali 74,58,461 (1.46%) Kannada 58,12,866 (1.14 %) and Punjabi 45,82,667 (0.90 %). (Table 4.2)

4.4.2. Among **Dailies** also, Hindi publications maintained their top position with a claimed circulation of 14,13,61,942 copies per publishing day, or to say 47.71% of the total claimed circulation of all daily publications. The English dailies claimed second position with a circulation of 3,37,77,613 copies per publishing day (11.40%). The dailies published in other languages were Urdu 3,32,55,696, Telugu 1,90,21,859, Marathi 1,56,21,783, Gujarati 1,40,95,250, Malayalam 83,49,592 and Odia 80,12,913 copies per publishing day etc.(Table 4.2)

4.4.3. Among **Periodicals**, Hindi weekly publications had the highest circulation of 7,42,58,242 copies per publishing day. English periodical claimed second position in weekly publications with a circulation of 1,65,61,982 copies per publishing day followed by Hindi monthlies (2,54,27,089), Hindi fortnightlies (1,46,54,103), English monthlies (83,60,431), Gujarati weeklies (67,44,534) Marathi weeklies (64,54,298) and Urdu weeklies (62,52,921) etc. (Table 4.2)

STATE-WISE CIRCULATION

4.5.1. The claimed circulation of publications was the highest in Uttar Pradesh with 11,94,47,265 copies per publishing day during 2014-15. Delhi came second with 6,36,22,042 copies per publishing day, Madhya Pradesh third with 4,45,95,039 copies and Maharashtra fourth with 4,29,21,118 copies per publishing day. Other states with a circulation of more than ten million copies per publishing day were: Andhra Pradesh 3,25,97,949 copies, Gujarat 2,84,63,390 copies, Rajasthan 2,67,01,287 copies, Uttarakhand 1,97,44,908 copies, Kerala 1,66,61,214 copies, Odisha 1,61,47,125 copies, Tamil Nadu 1,52,87,923 copies, Bihar 1,16,11,233 copies and West Bengal 1,09,40,444 copies per publishing day. (Table 4.3)

4.5.2. Uttar Pradesh had the maximum claimed circulation of daily publications with 6,33,54,550 copies per publishing day followed by Delhi 2,72,42,906 copies, Madhya Pradesh 2,68,14,189 copies, Maharashtra 2,53,37,444 copies, Andhra Pradesh 2,21,85,575 copies, Rajasthan 1,80,19,721 copies and Gujarat 1,78,96,867 copies, etc. (Table 4.3).

4.5.3. So far as Tri and Bi-weeklies are concerned, Tamil Nadu lead with a total circulation of 5,24,744 copies per publishing day followed by Bihar with 2,26,400 copies. (Table 4.3)

4.5.4. The claimed circulation of weeklies in 2014-15 was the highest in Uttar Pradesh with 4,24,37,061 copies per publishing day followed by Delhi 1,71,76,605 copies, Maharashtra 1,24,24,743 copies, Uttarakhand 96,59,493 copies, Madhya Pradesh 89,72,586 copies, Gujarat 72,36,901 copies, Tamil Nadu 44,57,728 copies, Rajasthan 36,17,390 copies and Odisha 33,32,072 copies per publishing day etc. (Table 4.3)

4.5.5. In the claimed circulation of fortnightlies in 2014-15, Delhi retained its top position with 54,36,173 copies per publishing day followed by Uttar Pradesh 42,07,831 copies, Rajasthan 41,15,520 copies, Andhra Pradesh 21,54,641 copies, Gujarat 21,52,548 copies, Odisha 16,45,701 copies, Maharashtra 15,28,390 copies, Kerala 14,50,885 copies, and Uttarakhand 13,72,085 copies. These were the only states having a total circulation of over one million copies per publishing day each in 2014-15. (Table 4.3)

4.5.6. Among Monthly publications also, Delhi occupied the first position with the highest claimed circulation of 1,27,10,612 copies per publishing day followed by Uttar Pradesh 84,81,608 copies, Madhya Pradesh 69,95,137 copies, Andhra Pradesh 55,63,763 copies, Kerala 30,96,150 copies, Maharashtra 29,27,759 copies, Odisha 17,59,603 copies, Uttarakhand 15,29,953 copies, and Gujarat 11,18,697 copies per publishing day. (Table 4.3)

LANGUAGE-CUM STATE-WISE CIRCUALTION

4.6. Language-wise analysis of claimed circulation of publications for 2014-15 reveals that Uttar Pradesh was at the top with 9,31,38,835 copies per publishing day in Hindi language i.e. 36.13% of total circulation of Hindi Language followed by Madhya Pradesh 4,19,67,020 copies, Delhi 3,60,00,196, Rajasthan 2,50,18,337 copies and Uttarakhand 1,72,06,843 copies per publishing day. The total circulation of English Language publications was 6,26,62,670 copies per publishing day, out of which Delhi accounted for 1,52,09,708 copies i.e. 24.27% of the total circulation in English followed by Maharashtra 1,02,16,918 copies (16.30 per cent), Jammu and Kashmir 55,21,255 copies (8.81 per cent) and Tamil Nadu 50,44,086 (8.05 per cent). The total circulation of Urdu publications was 4,12,73,949 copies out of which Uttar Pradesh accounted for 1,97,43,988 copies i.e. (47.84 per cent). The total circulation of Marathi publications was 2,39,25,462 copies out of which Maharashtra accounted for 2,31,16,122 copies i.e. (96.62 per cent). The total circulation of Telugu publications was 2,72,01,064 copies out of which Andhra Pradesh accounted for 2,37,87,975 copies per publishing day. (Table 4.4)

DISTRIBUTION PATTERN

4.7.1. Out of 51,05,21,445 copies circulated per publishing day in 2014-15, as many as 48,21,06,984 copies (94.43%) were sold and 2,84,14,461 copies (5.57%) were distributed free which included sample, voucher, complimentary and office copies. (Table 4.5)

4.7.2. In case of daily newspapers, out of a total claimed circulation of 29,63,02,606 copies per publishing day, the number of copies sold were 28,55,81,332 (96.38 %) and free copies were 1,07,21,274 (3.62 %). (Table 4.5)

CIRCULATION PATTERN

4.8.1. In all 22,787 publications submitted their annual statements and supplied their circulation data within stipulated filing period. Based on their circulation figures the newspapers have been classified into following three categories;

- (i) **Small:** Circulation up to 25,000 copies per publishing day,
- (ii) **Medium:** Circulation between 25,001 to 75,000 copies per publishing day, and
- (iii) **Big:** Circulation of more than 75,000 copies per publishing day.

4.8.2. Out of 22,787 newspapers and periodicals which supplied their circulation data, 898 i.e. 3.94 % fall in the Big category, 5,521 i.e. 24.23 % in the Medium category and remaining 16,368 i.e. 71.83 % in the Small category. Publications falling in the Medium category have the largest share in the circulation with 23,11,39,198 copies per publishing day i.e. 45.28 % of total, followed by the Big category 14,10,20,153 copies i.e. 27.62 % and the Small category having 13,83,62,094 copies i.e. 27.10 %. (Table 4.6 & 4.7)

4.8.3. The 'Big' category is further divided into two sub-categories – those having a circulation of (i) 1,00,000 copies and above and (ii) circulation between 75,001 to 99,999 copies per publishing day. In the first sub-category there are 553 publications with a total circulation of 11,24,45,928 copies per publishing day where as in the second there are 345 publications, with a total circulation of 2,85,74,225 copies per publishing day. (Table 4.6)

4.8.4. The 'Medium' category of publications is also classified into two sub-categories – viz., (i) 25,001 to 50,000 copies and (ii) 50,001 to 75,000 copies. In the first sub-category, there are 3,924 publications with a total circulation of 13,10,87,067 copies and in the second category, there are 1597 publications with a total circulation of 10,00,52,131 copies per publishing day. (Table 4.6)

4.8.5. The publications falling under the 'Small' category can be divided into four sub-categories according to their circulation figures, viz (i) 15,001 to 25,000 copies (ii) 5,001 to 15,000 copies (iii) 2,001 to 5,000 copies and (iv) 1 to 2,000 copies. It has been noticed that 3,862 had the circulation range between 15,001 and 25,000 each and 6,822 had circulation range between 5,001 and 15,000 each and 2,076 between 2,001 and 5,000 copies each during the period under report. The remaining 3608 had a total circulation up to 2,000 copies each. (Table 4.6)

4.8.6. Out of the 7,905 dailies and tri and bi-weeklies that filed circulation data for the year 2014-15, 667 came under the big category, 3,531 under medium category and the remaining 3,707 were small newspapers. Out of 667 big dailies/tri and bi-weeklies, 407 had a circulation of one lakh and above each. (Table 4.6 and 4.7)

4.8.7. As regards dailies and tri and bi-weeklies, the largest circulation was of medium newspapers (15,30,63,361) i.e. 51.49 per cent, followed by big ones with newspapers (10,32,33,708) i.e. 34.73 per cent and small newspapers (4,09,78,829) i.e. 13.78 per cent. (Table 4.7)

4.8.8. It is to mention here that a significant section of the newspapers and periodicals, particularly the small publications, appears to ignore its obligations to submit the Annual Statements to the O/o RNI under the “**Press and Registration of Books Act 1867**”. Their circulation, therefore, could not be ascertained and hence the actual circulation of the registered Indian publications would be much higher than what this report projects on the basis of Annual Statements actually received.

AVERAGE CIRCULATION

4.9.1. The average circulation of dailies and tri/bi-weeklies was 37,606 copies per publishing day where as the average circulation of periodicals were 14,329 copies per publishing day during 2014-15. Average circulation of Big newspapers decreased by 13,232 copies from 1,68,005 to 1,54,773 during 2014-15 and that of small newspapers increased by 2,230 copies from 8,648 to 10,878 copies per publishing day as compared to previous year. As for the medium newspapers, the average circulation increased by 1,253 copies from 42,095 to 43,348 during 2014-15 in comparison to previous year. (Table 4.7)

4.9.2. The average circulation of dailies and tri/bi-weeklies showed a decrease of 1,920 copies per publishing day i.e. from 39,526 to 37,606 copies per publishing day in 2014-15 (Table 4.7)

4.9.3. The average circulation of periodicals also showed a slight decrease of 167copies per publishing day i.e. from 14,496 to 14,329 copies per publishing day in 2013-14. (Table 4.7)

CENTRE-WISE CIRCULATION

4.10.1. The publications brought out from the four Metropolitan Cities – Mumbai, Kolkatta, Delhi and Chennai had a combined claimed circulation of 9,75,99,047 copies per publishing day in 2014-15, which comes to 19.12 per cent of the total claimed circulation. The State Capitals (excluding Metropolitan Cities) accounted for 14,39,06,550 copies or 28.19 per cent. The publications brought out from Big Cities claimed a total circulation of 19,13,68,086 copies, which was 37.48 per cent. The Press in the Union Territories accounted for 46,92,115 copies which is 0.92 per cent of the total claimed circulation. The remaining 7,29,55,647 copies which is 14.29 per cent belonged to Smaller Towns. (Table 4.8)

4.10.2. The dailies and tri/bi-weeklies from the four Metropolitan Cities had a total circulation of 4,62,71,811 copies which was 15.57 per cent of the total circulation of the dailies/tri-bi weeklies. The dailies and tri/bi-weeklies published from State Capitals had a total circulation of 7,84,40,751 copies, or 26.39 per cent of the total circulation in that category. The dailies and tri/bi-weeklies from other Big Cities claimed a total circulation of 12,17,51,401 copies or 40.96 per cent and from the Small Towns showed a circulation of 4,72,12,648 copies (15.88 per cent). (Table 4.8)

CIRCULATION LEVELS

4.11.1. “ANANDA BAZAR PATRIKA”, a Bengali/Daily published from Kolkata turned to be the largest circulated single edition daily with a claimed circulation of 11,78,779 copies per publishing day followed by **“HINDUSTAN TIMES”** an English/Daily published from Delhi with a circulation of 10,18,367 copies per publishing day and **“THE TIMES OF INDIA”**, an English/Daily published from Delhi with a claimed circulation of 9,72,180 copies per publishing day.

4.11.2. “THE TIMES OF INDIA”, having 33 editions in English Language with a total claimed circulation of 46,30,200 copies per publishing day occupied the first position among multi-editions dailies during 2014-15. **“DAINIK BHASKAR”**, having 34 editions in Hindi Language with a total claimed circulation of 36,94,385 copies per publishing day occupied second position among multi-editions dailies.

4.11.3. “THE SUNDAY TIMES OF INDIA”, an English/Weekly Edition from Delhi, was the largest circulated periodical in 2014-15 with a claimed circulation of 8,85,201 copies per publishing day, while an another edition **“THE SUNDAY TIMES OF INDIA”**, an English/Weekly Edition from Mumbai, with a circulation of 8,65,049 copies being second, and **“VANITHA”**, a Manayalam/Fortnightly from Kottayam with a claimed circulation of 7,31,715 copies per publishing day was rated as third.

TABLE 4.1
TOTAL CIRCULATION OF REGISTERED PUBLICATIONS
FROM 2005-06 TO 2014-15

YEAR	Dailies	Tri/Bi-weeklies	Weeklies	Others	Total
(1)	(2)	(3)	(4)	(5)	(6)
2005-06	88863048	566198	50580648	40728717	180738611
2006-07	98837248	737572	52082091	40420483	192077394
2007-08	105791199	654972	57995857	42666087	207108115
2008-09	135805315	574984	69180993	52392081	257953373
2009-10	162312686	635503	83789957	65078417	308816563
2010-11	175665243	969361	89483523	63086714	329204841
2011-12	196951390	928927	103471732	72487715	373839764
2012-13	224337652	1187995	104860366	74651917	405037930
2013-14	264289811	893218	112005740	73397443	450586212
2014-15	296302606	973292	127483338	85762209	510521445

**TOTAL CIRCULATION OF REGISTERED PUBLICATIONS
FROM 2005-06 TO 2014-15
(TABLE 4.1)**

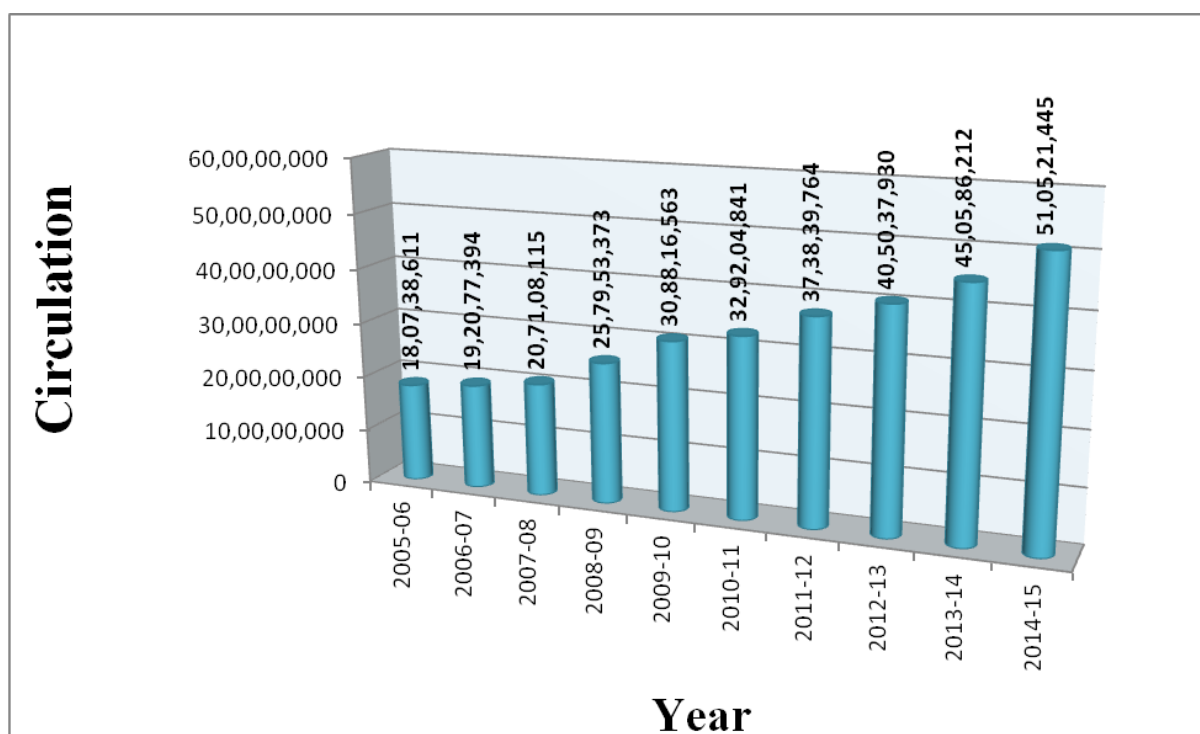
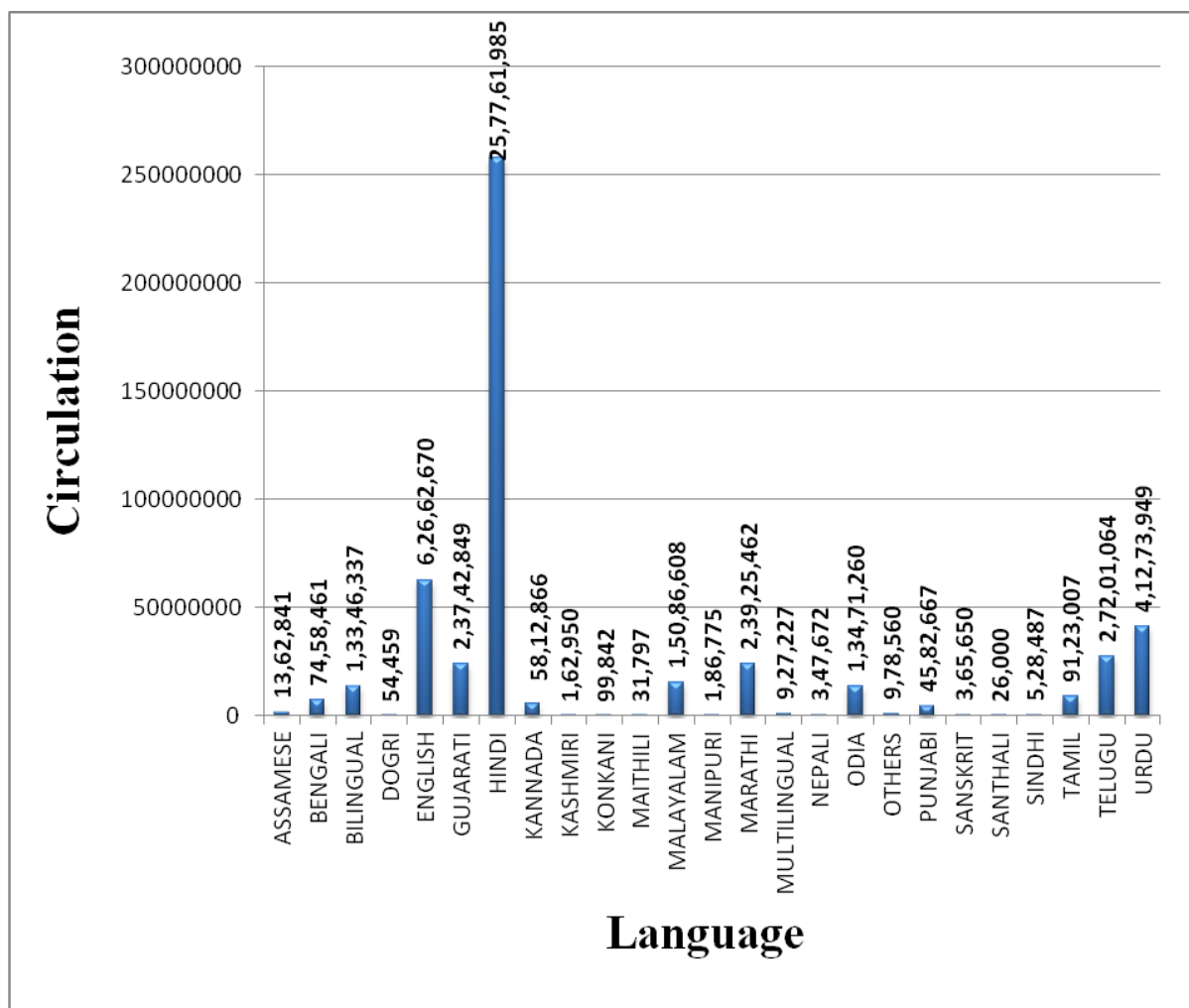


TABLE 4.2
CIRCULATION OF PUBLICATIONS IN 2014-15
(LANGUAGE AND PERIODICITY-WISE)

Language	DAILY	BI/TRI- WEEKLY	WEEKLY	FORTNIGHTLY	MONTHLY	QUARTERLY	ANNUAL	OTHERS	Total
ASSAMESE	958821	23210	206113	92664	82033	0	0	0	1362841
BENGALI	4538848	50700	1397033	742058	697708	29764	1300	1050	7458461
BILINGUAL	2578871	0	5484400	1425637	3648903	91642	29922	86962	13346337
DOGRI	49009	0	5450	0	0	0	0	0	54459
ENGLISH	33777613	86048	16561982	2340134	8360431	392924	779445	364093	62662670
GUJARATI	14095250	12548	6744534	1872083	969270	2100	5718	41346	23742849
HINDI	141361942	243097	74258242	14654103	25427089	984195	112580	720737	257761985
KANNADA	4281282	0	588616	252527	671757	2484	16000	200	5812866
KASHMIRI	117500	0	45450	0	0	0	0	0	162950
KONKANI	2550	0	0	0	97292	0	0	0	99842
MAITHILI	16197	0	0	11200	0	4400	0	0	31797
MALAYALAM	8349592	0	2456387	1439564	2545729	33100	258945	3291	15086608
MANIPURI	183075	0	0	3700	0	0	0	0	186775
MARATHI	15621783	6000	6454298	809295	746936	33963	233625	19562	23925462
MULTILINGUAL	195590	0	379121	127902	208582	7999	133	7900	927227
NEPALI	329022	0	12850	5000	800	0	0	0	347672
ODIA	8012913	32498	2754335	1192734	1361012	88345	0	29423	13471260
OTHERS	714519	0	93155	57141	93995	19750	0	0	978560
PUNJABI	3070050	0	750228	219785	542604	0	0	0	4582667
SANSKRIT	165300	0	103612	35500	61238	0	0	0	365650
SANTHALI	25500	0	0	0	500	0	0	0	26000
SINDHI	359852	0	152535	5500	0	0	0	10600	528487
TAMIL	5219972	509744	1555580	765873	960849	38783	60200	12006	9123007
TELUGU	19021859	0	1226496	1679375	5222734	7600	0	43000	27201064
URDU	33255696	9447	6252921	1037920	593207	87225	0	37533	41273949
Total	296302606	973292	127483338	28769695	52292669	1824274	1497868	1377703	510521445

**CIRCULATION OF PUBLICATIONS DURING 2014-15
(LANGUAGE-WISE)
TABLE 4.2**



**CIRCULATION OF PUBLICATIONS DURING 2014-15
(PERIODICITY-WISE)
TABLE 4.2**

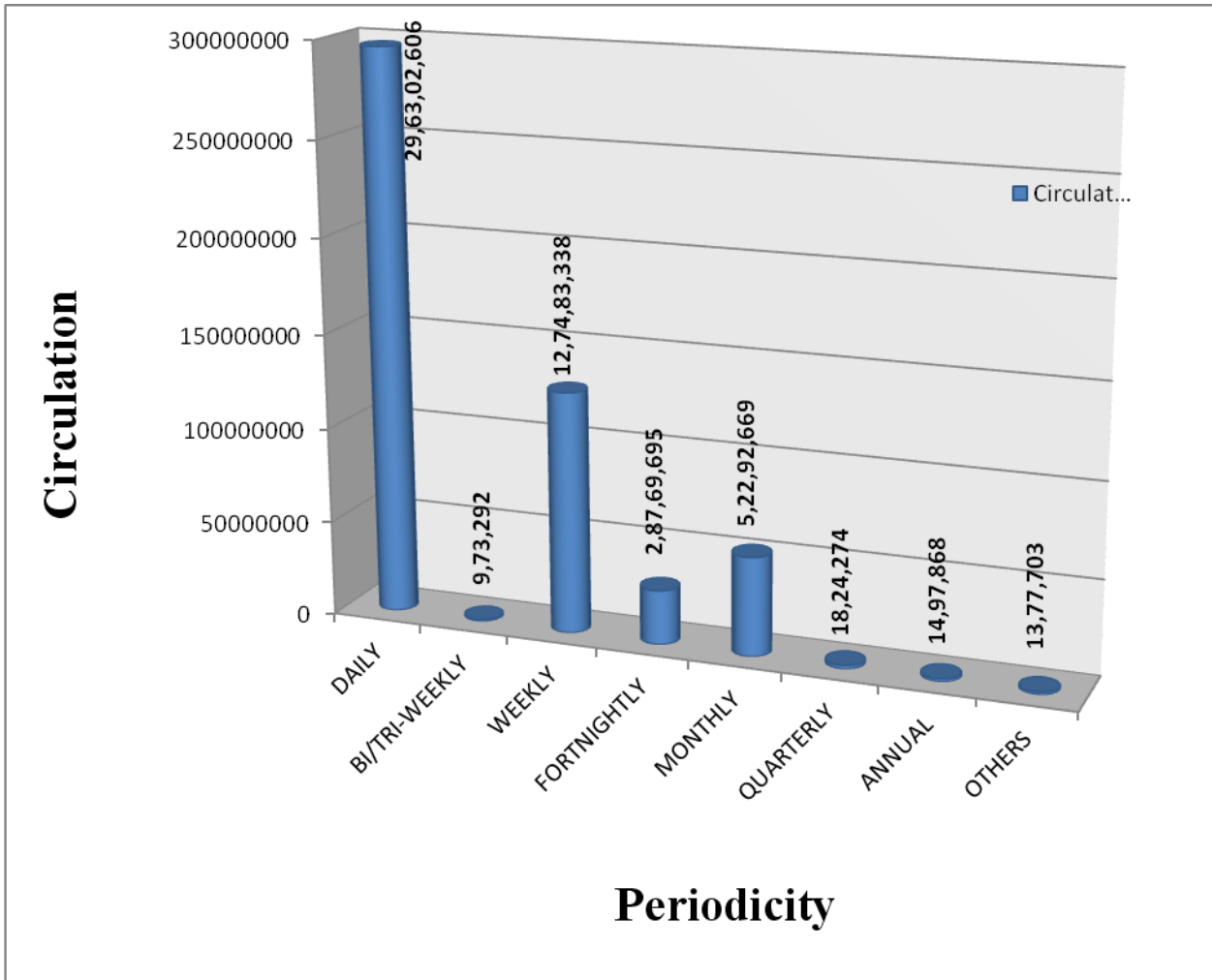


TABLE 4.3
CIRCULATION OF PUBLICATIONS IN 2014-15
(STATE/UTS & PERIODICITY-WISE)

STATES	DAILY	BI/TRI- WEEKLY	WEEKLY	FORTNIGHTLY	MONTHLY	QUARTERLY	ANNUAL	OTHERS	Total
ANDAMAN & NICOBAR ISLANDS	109746	0	610	0	0	0	0	0	110356
ANDHRA PRADESH	22185575	0	2621800	2154641	5563763	25370	25500	21300	32597949
ARUNACHAL PRADESH	209962	0	0	0	0	0	0	0	209962
ASSAM	2899277	73910	491896	143564	200353	432	0	0	3809432
BIHAR	8802268	226400	1846569	160490	573320	2166	0	20	11611233
CHANDIGARH	1639091	33772	668783	71225	10999	0	0	0	2423870
CHATTISGARH	7378869	0	889547	43300	836757	300	29150	28825	9206748
DAMAN & DIU	538566	0	0	0	0	0	0	0	538566
DELHI	27242906	9447	17176605	5436173	12710612	283971	360421	401907	63622042
DADRA & NAGAR HAVELI	500706	0	109150	94482	70019	0	0	0	774357
GOA	250442	0	51301	13100	7191	0	0	0	322034
GUJARAT	17896867	2827	7236901	2152548	1118697	14800	0	40750	28463390
HARYANA	4027843	0	986875	441721	849686	9137	0	11860	6327122
HIMACHAL PRADESH	849137	0	323232	17400	7308	1360	500	0	1198937
JHARKHAND	3956505	0	554942	50010	297029	1999	0	2500	4862985
JAMMU & KASHMIR	7896133	0	1315438	22400	67033	4665	13000	3000	9321669
KARNATAKA	6763818	0	2024534	255892	844169	30355	16000	6267	9941035
KERALA	8603003	0	2772936	1450885	3096150	40180	693769	4291	16661214
MAHARASHTRA	25337444	51310	12424743	1528390	2927759	226615	287690	137167	42921118
MANIPUR	336028	0	0	3700	0	0	0	0	339728
MEGHALAYA	366420	0	0	0	1880	0	0	0	368300
MIZORAM	232106	0	0	0	0	0	0	0	232106
MADHYA PRADESH	26814189	0	8972586	1289134	6995137	230671	7891	285431	44595039
NAGALAND	196357	0	0	0	13255	0	0	0	209612
ODISHA	9212003	32498	3332072	1645701	1759603	103345	0	61903	16147125
PONDICHERRY	208694	0	69000	15900	36505	0	0	0	330099
PUNJAB	4070675	0	754774	298061	453938	0	205	0	5577653
RAJASTHAN	18019721	0	3617390	4115520	863992	23525	40000	21139	26701287
SIKKIM	656980	0	21150	0	18000	0	0	0	696130
TELANGANA	3518827	0	139048	74280	413559	49300	0	21730	4216744
TAMIL NADU	7614421	524744	4457728	946837	1658663	48053	22000	15477	15287923
TRIPURA	631050	0	124917	5346	1200	0	0	550	763063
UTTAR PRADESH	63354550	0	42437061	4207831	8481608	666187	442	299586	119447265
UTTARANCHAL	7147596	0	9659493	1372085	1529953	23281	0	12500	19744908
WEST BENGAL	6834831	18384	2402257	759079	884531	38562	1300	1500	10940444
Total	296302606	973292	127483338	28769695	52292669	1824274	1497868	1377703	510521445

TABLE 4.4
CIRCULATION OF NEWSPAPERS IN 2014-15
(STATE/U.TS & LANGUAGE-WISE)

State/U.T's	Assamese	Bengali	Bilingual	Dogri	English	Gujarati	Hindi	Kannada	Kashmiri	Konkani	Maithili	Malayalam	Manipuri
ANDAMAN & NICOBAR ISLANDS	0	16408	1000	0	50641	0	37848	0	0	0	0	0	0
ANDHRA PRADESH	0	0	368255	0	5657317	0	471100	10500	0	0	0	0	0
ARUNACHAL PRADESH	0	0	0	0	192962	0	17000	0	0	0	0	0	0
ASSAM	1362841	800126	62181	0	892490	0	304560	0	0	0	0	0	0
BIHAR	0	350	124521	0	237939	0	8209602	0	0	0	11200	0	0
CHANDIGARH	0	0	65524	0	905694	0	1168248	0	0	0	0	0	0
CHATTISGARH	0	0	65523	0	238682	0	8640356	0	0	0	0	1900	0
DAMAN & DIU	0	0	0	0	13575	270874	190917	0	0	0	0	0	0
DELHI	0	25987	3238796	0	15209708	41637	36000196	87719	0	14392	400	27026	0
DADRA & NAGAR HAVELI	0	0	25650	0	191163	115242	442302	0	0	0	0	0	0
GOA	0	0	0	0	204758	0	28000	0	0	2550	0	0	0
GUJARAT	0	0	457871	0	1463606	22322831	3530182	0	0	0	0	0	0
HARYANA	0	0	241941	0	744802	0	5310879	0	0	0	0	0	0
HIMACHAL PRADESH	0	0	10963	0	178320	0	1003154	0	0	0	0	0	0
JHARKHAND	0	36500	91723	0	385037	0	3455815	0	0	0	0	0	0
JAMMU & KASHMIR	0	0	520289	54459	5521255	0	681406	0	162950	0	0	0	0
KARNATAKA	0	0	257838	0	2673243	0	180314	5678667	0	82900	0	20203	0
KERALA	0	0	142064	0	1265140	0	237130	11321	0	0	0	14941014	0
MAHARASHTRA	0	7539	939456	0	10216918	961165	6457679	22560	0	0	4000	50414	0
MANIPUR	0	0	0	0	138072	0	6658	0	0	0	0	0	186775
MEGHALAYA	0	0	0	0	138778	0	58437	0	0	0	0	0	0
MIZORAM	0	0	0	0	107703	0	0	0	0	0	0	0	0
MADHYA PRADESH	0	0	818583	0	802170	18600	41967020	0	0	0	0	0	0
NAGALAND	0	0	0	0	170490	0	0	0	0	0	0	0	0
ODISHA	0	0	719562	0	1347066	0	355518	0	0	0	0	0	0
PONDICHERRY	0	0	20650	0	0	0	0	0	0	0	0	0	0
PUNJAB	0	0	87710	0	20893	0	2289493	0	0	0	0	0	0
RAJASTHAN	0	0	489287	0	471327	0	25018347	600	0	0	0	0	0
SIKKIM	0	0	0	0	268014	0	113445	0	0	0	0	0	0
TELANGANA	0	0	15600	0	584901	0	19780	0	0	0	0	0	0
TAMIL NADU	0	3800	1461849	0	5044086	1000	84184	1499	0	0	0	46051	0
TRIPURA	0	562164	38050	0	111161	0	0	0	0	0	0	0	0
UTTAR PRADESH	0	0	2361119	0	3794514	0	93138835	0	0	0	0	0	0
UTTARANCHAL	0	26500	504686	0	820723	11500	17206843	0	0	0	0	0	0
WEST BENGAL	0	5979087	215646	0	2599522	0	1136737	0	0	0	16197	0	0
Total	1362841	7458461	13346337	54459	62662670	23742849	257761985	5812866	162950	99842	31797	15086608	186775

TABLE 4.4 (Contd.)
CIRCULATION OF NEWSPAPERS IN 2014-15
(STATE/U.TS & LANGUAGE-WISE)

State/U.T's	Marathi	Multilingual	Nepali	Odia	Punjabi	Sanskrit	Santhali	Sindhi	Tamil	Telugu	Urdu	Others	Total
ANDAMAN & NICOBAR ISLANDS	0	0	0	0	0	0	0	0	4459	0	0	0	110356
ANDHRA PRADESH	0	62125	0	46000	0	27000	0	0	0	23787975	2167677	27000	32597949
ARUNACHAL PRADESH	0	0	0	0	0	0	0	0	0	0	0	0	209962
ASSAM	0	0	0	0	234071	0	0	0	0	0	153163	0	3809432
BIHAR	0	22286	0	0	0	0	0	0	0	0	3005335	0	11611233
CHANDIGARH	0	1000	0	0	0	0	0	0	0	0	0	0	2423870
CHATTISGARH	0	0	0	0	23913	0	0	0	0	0	236374	0	9206748
DAMAN & DIU	47700	0	0	0	0	15500	0	0	0	0	0	15500	538566
DELHI	77187	119882	1950	0	29442	128812	0	0	15568	15279	7574975	128812	63622042
DADRA & NAGAR HAVELI	0	0	0	0	0	0	0	0	0	0	0	0	774357
GOA	86726	0	0	0	0	0	0	0	0	0	0	0	322034
GUJARAT	319372	40519	0	1100	0	75000	0	46453	0	0	206456	75000	28463390
HARYANA	0	0	0	0	0	0	0	0	0	0	29500	0	6327122
HIMACHAL PRADESH	0	6500	0	0	0	0	0	0	0	0	0	0	1198937
JHARKHAND	0	25230	0	0	5394	0	0	0	0	0	863286	0	4862985
JAMMU & KASHMIR	0	44667	0	0	0	0	0	0	0	0	2336643	0	9321669
KARNATAKA	232374	3889	0	0	1000	0	0	0	120504	48861	641242	0	9941035
KERALA	0	0	0	2586	0	1759	0	0	60200	0	0	1759	16661214
MAHARASHTRA	23116122	102629	0	0	7233	0	0	77278	47836	6917	903372	0	42921118
MANIPUR	0	0	0	0	8223	0	0	0	0	0	0	0	339728
MEGHALAYA	0	0	0	0	158469	0	0	0	0	0	12616	0	368300
MIZORAM	0	0	0	0	124403	0	0	0	0	0	0	0	232106
MADHYA PRADESH	26674	75155	0	0	0	5479	0	10600	0	0	870758	5479	44595039
NAGALAND	0	0	0	0	39122	0	0	0	0	0	0	0	209612
ODISHA	0	217126	0	13418799	0	23500	0	0	0	0	65554	23500	16147125
PONDICHERRY	0	0	0	0	0	0	0	0	309449	0	0	0	330099
PUNJAB	0	45376	0	0	0	0	0	0	0	0	10411	0	5577653
RAJASTHAN	0	40000	0	0	166470	0	0	394156	0	0	121100	0	26701287
SIKKIM	0	0	263671	0	0	0	0	0	0	0	51000	0	696130
TELANGANA	0	14500	0	0	3500	0	0	0	0	3274092	304371	0	4216744
TAMIL NADU	1315	7650	0	2775	983	0	0	0	8564991	67740	0	0	15287923
TRIPURA	0	0	0	0	51688	0	0	0	0	0	0	0	763063
UTTAR PRADESH	17992	97942	5000	0	67482	80100	0	0	0	0	19743988	80100	119447265
UTTARANCHAL	0	0	800	0	57167	8500	0	0	0	0	1108189	8500	19744908
WEST BENGAL	0	751	76251	0	0	0	26000	0	0	200	867939	0	10940444
Total	23925462	927227	347672	13471260	978560	365650	26000	528487	9123007	27201064	41273949	365650	510521445

**CIRCULATION OF PUBLICATIONS IN 2014-15
(STATE/U.TS - WISE)
(TABLE 4.4)**

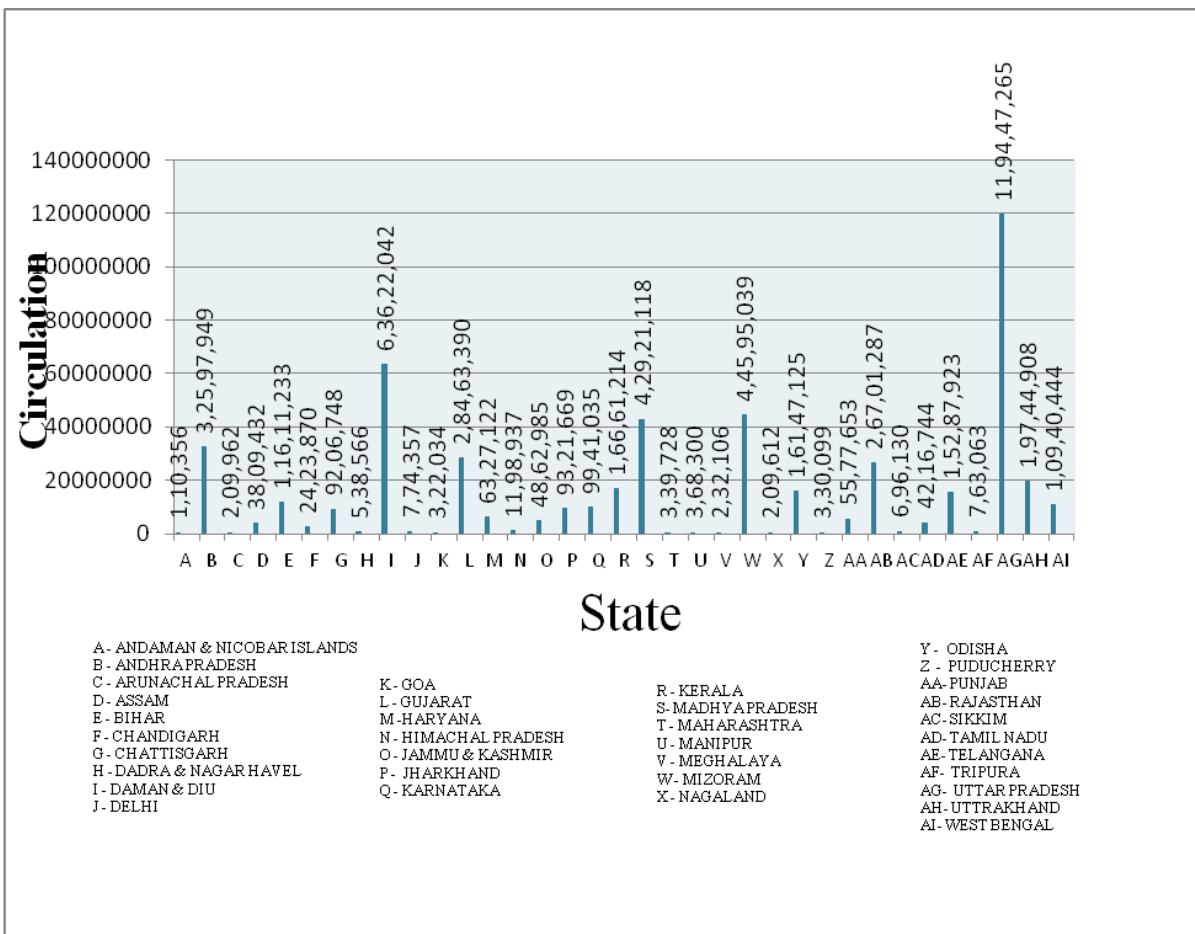


TABLE 4.5
CIRCULATION OF NEWSPAPERS IN 2014-15
(LANGUAGE AND PERIODICITY-WISE)

LANGUAGE	DAILY				BI/TRI-WEEKLY				WEEKLY			
	No.	Sold	Free	Total	No.	Sold	Free	Total	No.	Sold	Free	Total
ASSAMESE	30	941123	17698	958821	1	22110	1100	23210	12	199406	6707	206113
BENGALI	64	4447622	91226	4538848	1	25200	25500	50700	66	1292415	104618	1397033
BILINGUAL	115	2475126	103745	2578871	1	0	0	0	330	4149639	1334761	5484400
DOGRI	1	48608	401	49009	0	0	0	0	1	5300	150	5450
ENGLISH	790	32470711	1306902	33777613	20	43646	42402	86048	444	15482864	1079118	16561982
GUJARATI	350	13860151	235099	14095250	2	10391	2157	12548	726	6514594	229940	6744534
HINDI	3698	136498608	4863334	141361942	3	240576	2521	243097	5307	70821585	3436657	74258242
KANNADA	125	4166148	115134	4281282	0	0	0	0	31	534601	54015	588616
KASHMIRI	2	108500	9000	117500	0	0	0	0	2	42100	3350	45450
KONKANI	1	1741	809	2550	0	0	0	0	0	0	0	0
MAITHILI	1	15611	586	16197	0	0	0	0	0	0	0	0
MALAYALAM	107	8146328	203264	8349592	0	0	0	0	31	2049026	407361	2456387
MANIPURI	5	180594	2481	183075	0	0	0	0	0	0	0	0
MARATHI	369	15190388	431395	15621783	1	5850	150	6000	416	5727306	726992	6454298
MULTILINGUAL	8	191151	4439	195590	0	0	0	0	25	362541	16580	379121
NEPALI	8	316669	12353	329022	0	0	0	0	5	12430	420	12850
ODIA	127	7887483	125430	8012913	1	32398	100	32498	106	2714612	39723	2754335
OTHERS	28	701877	12642	714519	0	0	0	0	6	89427	3728	93155
PUNJABI	60	2974599	95451	3070050	0	0	0	0	38	720317	29911	750228
SANSKRIT	10	155850	9450	165300	0	0	0	0	3	100332	3280	103612
SANTHALI	1	25350	150	25500	0	0	0	0	0	0	0	0
SINDHI	7	357389	2463	359852	0	0	0	0	7	150984	1551	152535
TAMIL	123	5138436	81536	5219972	3	506864	2880	509744	26	1516220	39360	1555580
TELUGU	720	17379937	1641922	19021859	0	0	0	0	108	1140794	85702	1226496
URDU	1121	31901332	1354364	33255696	1	8772	675	9447	394	6031357	221564	6252921
Total	7871	285581332	10721274	296302606	34	895807	77485	973292	8084	119657850	7825488	127483338

TABLE 4.5 (Contd. 1)
CIRCULATION OF NEWSPAPERS IN 2014-15
(LANGUAGE AND PERIODICITY-WISE)

LANGUAGE	FORTNIGHTLY				MONTHLY				QUARTERLY			
	No.	Sold	Free	Total	No.	Sold	Free	Total	No.	Sold	Free	Total
ASSAMESE	3	91420	1244	92664	4	81404	629	82033	0	0	0	0
BENGALI	52	676420	65638	742058	49	660530	37178	697708	8	25081	4683	29764
BILINGUAL	123	1190952	234685	1425637	360	3149678	499225	3648903	35	77658	13984	91642
DOGRI	0	0	0	0	0	0	0	0	0	0	0	0
ENGLISH	127	1820809	519325	2340134	564	6653786	1706645	8360431	89	197011	195913	392924
GUJARATI	155	1825489	46594	1872083	121	871972	97298	969270	2	1950	150	2100
HINDI	1359	13686448	967655	14654103	1942	22908304	2518785	25427089	126	885109	99086	984195
KANNADA	50	195485	57042	252527	72	603035	68722	671757	3	1940	544	2484
KASHMIRI	0	0	0	0	0	0	0	0	0	0	0	0
KONKANI	0	0	0	0	3	96865	427	97292	0	0	0	0
MAITHILI	1	8700	2500	11200	0	0	0	0	2	3250	1150	4400
MALAYALAM	13	1295353	144211	1439564	81	2261011	284718	2545729	3	28027	5073	33100
MANIPURI	1	3300	400	3700	0	0	0	0	0	0	0	0
MARATHI	28	436465	372830	809295	55	664858	82078	746936	5	26019	7944	33963
MULTILINGUAL	12	111484	16418	127902	33	175050	33532	208582	6	6828	1171	7999
NEPALI	1	4900	100	5000	1	700	100	800	0	0	0	0
ODIA	47	1174153	18581	1192734	62	1338708	22304	1361012	6	87304	1041	88345
OTHERS	5	55215	1926	57141	11	90896	3099	93995	3	19145	605	19750
PUNJABI	10	213502	6283	219785	27	415187	127417	542604	0	0	0	0
SANSKRIT	4	33074	2426	35500	4	52702	8536	61238	0	0	0	0
SANTHALI	0	0	0	0	1	450	50	500	0	0	0	0
SINDHI	1	5300	200	5500	0	0	0	0	0	0	0	0
TAMIL	31	710472	55401	765873	85	723132	237717	960849	5	37791	992	38783
TELUGU	114	1508074	171301	1679375	385	4633337	589397	5222734	7	6930	670	7600
URDU	82	999182	38738	1037920	52	571192	22015	593207	9	83976	3249	87225
Total	2219	26046197	2723498	28769695	3912	45952797	6339872	52292669	309	1488019	336255	1824274

TABLE 4.5 (Contd. 2)
CIRCULATION OF NEWSPAPERS IN 2014-15
(LANGUAGE AND PERIODICITY-WISE)

Language	OTHERS				ANNUAL				Total			
	No.	Sold	Free	Total	No.	Sold	Free	Total	No.	Sold	Free	Total
ASSAMESE	0	0	0	0	0	0	0	0	50	1335463	27378	1362841
BENGALI	3	845	205	1050	1	200	1100	1300	244	7128313	330148	7458461
BILINGUAL	15	31496	55466	86962	8	18518	11404	29922	987	11093067	2253270	13346337
DOGRI	0	0	0	0	0	0	0	0	2	53908	551	54459
ENGLISH	151	224551	139542	364093	34	725721	53724	779445	2219	57619099	5043571	62662670
GUJARATI	10	39945	1401	41346	2	5271	447	5718	1368	23129763	613086	23742849
HINDI	75	664227	56510	720737	6	95977	16603	112580	12516	245800834	11961151	257761985
KANNADA	1	0	200	200	1	13143	2857	16000	283	5514352	298514	5812866
KASHMIRI	0	0	0	0	0	0	0	0	4	150600	12350	162950
KONKANI	0	0	0	0	0	0	0	0	4	98606	1236	99842
MAITHILI	0	0	0	0	0	0	0	0	4	27561	4236	31797
MALAYALAM	1	2941	350	3291	5	240918	18027	258945	241	14023604	1063004	15086608
MANIPURI	0	0	0	0	0	0	0	0	6	183894	2881	186775
MARATHI	13	17572	1990	19562	17	218228	15397	233625	904	22286686	1638776	23925462
MULTILINGUAL	2	7300	600	7900	1	125	8	133	87	854479	72748	927227
NEPALI	0	0	0	0	0	0	0	0	15	334699	12973	347672
ODIA	1	29263	160	29423	0	0	0	0	350	13263921	207339	13471260
OTHERS	0	0	0	0	0	0	0	0	53	956560	22000	978560
PUNJABI	0	0	0	0	0	0	0	0	135	4323605	259062	4582667
SANSKRIT	0	0	0	0	0	0	0	0	21	341958	23692	365650
SANTHALI	0	0	0	0	0	0	0	0	2	25800	200	26000
SINDHI	1	10500	100	10600	0	0	0	0	16	524173	4314	528487
TAMIL	2	10800	1206	12006	1	59741	459	60200	276	8703456	419551	9123007
TELUGU	5	41700	1300	43000	0	0	0	0	1339	24710772	2490292	27201064
URDU	2	26000	11533	37533	0	0	0	0	1661	39621811	1652138	41273949
Total	282	1107140	270563	1377703	76	1377842	120026	1497868	22787	482106984	28414461	510521445

TABLE 4.6
CIRCULATION PATTERN OF NEWSPAPERS IN 2014-15
(CATEGORY AND RANGE-WISE)

Category	Range	Dailies, Tri/Bi Weeklies		Other Periodicals		Total		
		Number	Circulation	Number	Circulation	Number	Circulation	Circulation
SMALL	1 to 2000	704	646491	2904	2900639	3608	3547130	138362094
	2001 to 5000	243	855465	1833	6200183	2076	7055648	
	5001 to 15000	1228	11306585	5594	45675221	6822	56981806	
	15001 to 25000	1532	28170288	2330	42607222	3862	70777510	
MEDIUM	25001 to 50000	2366	79482795	1558	51604272	3924	131087067	231139198
	50001 to 75000	1165	73580566	432	26471565	1597	100052131	
BIG	75001 to 99999	260	21495033	85	7079192	345	28574225	141020153
	100000 to 2500000	407	81738675	146	30707253	553	112445928	
Total		7905	297275898	14882	213245547	22787	510521445	510521445

TABLE 4.7
CIRCULATION OF NEWSPAPERS IN 2014-15
(CATEGORY AND RANGE-WISE)

Category	Dailies, Tri/Bi Weeklies			Other Periodicals			Total		
	Number	Circulation	Avg Circulation	Number	Circulation	Avg Circulation	Number	Circulation	Avg Circulation
BIG	667	103233708	154773	231	37786445	163578	898	141020153	157038
MEDIUM	3531	153063361	43348	1990	78075837	39234	5521	231139198	41865
SMALL	3707	40978829	10878	12661	97383265	7692	16368	138362094	8453
Total	7905	297275898	37606	14882	213245547	14329	22787	510521445	22404

TABLE 4.8
CIRCULATION OF NEWSPAPERS IN 2014-15
(CENTRE-WISE)

Centre of Publication	Dailies, Tri/Bi Weeklies		Weeklies		Others		Total	
	Number	Circulation	Number	Circulation	Number	Circulation	Number	Circulation
BIG CITY	3620	121751401	3120	40504944	2570	29111741	9310	191368086
METROPOLITAN CITY	913	46271811	854	26439239	1586	24887997	3353	97599047
STATE CAPITAL	2369	78440751	2847	41573744	2144	23892055	7360	143906550
SMALLER TOWNS	910	47212648	1215	18163901	476	7579098	2601	72955647
UNION TERRITORY	93	3599287	48	801510	22	291318	163	4692115
Total	7905	297275898	8084	127483338	6798	85762209	22787	510521445