

II. ANALYSIS OF REGISTERED PUBLICATIONS

2.1.1. The number of publications registered with the Registrar of Newspapers for India has maintained a rising trend. There were 94,067 registered publications as on 31-03-2013. A total number of 5,642 new publications were registered and 49 publications were ceased during the period from 01-04-2013 to 31-03-2014 thereby raising the total numbers as on 31st March, 2014 to 99,660 showing a net increase of 5.95 per cent above that of the previous year (Table 2.1).

2.1.2. There were 13,350 registered dailies and 411 tri/bi-weeklies in 2013-14, as against 12,109 dailies and 402 tri and bi weeklies in 2012-13. Total number of dailies, taken together with tri/bi-weeklies, has increased by 1250 or 9.99 per cent during the reporting year. (Table 2.1)

2.1.3. State-wise analysis reveals that there has been an increase in the number of publications in all States and Union Territories except Nagaland and Lakshadweep. (Table 2.4)

2.1.4. The pattern of growth of publications in the country during the last five years is given in Table 2.1 It reveals a growth of **5.95** per cent in the total number of publications published in the country over the last years.

PROFILE OF NEW PUBLICATIONS

2.2.1. Of the 5642 publications that registered during the period 2013-14, 1255 were dailies, 9 tri-bi/weekly, 1907 weeklies, 555 fortnightlies, 1562 monthlies, 161 quarterlies, 19 annuals and 174 of other periodicities. (Table 2.2)

2.2.2. In 2013-14, new publications were registered in all the main languages except Dogri, Konkani, Manipuri, Nepali and Sindhi. The largest numbers, 2295 were started and registered in Hindi, followed by 584 in Marathi and 509 in English. (Table 2.2)

CEASED PUBLICATIONS

2.3. A total number of 49 publications reportedly ceased during the period 2013-14. These include 12 publications in U.P., 09 in Delhi, 07 in Uttrakhand, 03 in Rajasthan, 07 in Madhya Pradesh, 06 in Maharashtra, 02 in Chandigarh and 01 each from Kerala, Chhatisgarh and Tamil Nadu. (07 dailies, 16 weeklies and 04 monthlies publications in Hindi, 01 Daily, 01 quarterly and 03 monthlies in English, 01 weekly and 01 monthly in Urdu, 05 dailies in Marathi, 01 daily and 01 fortnightly in Bi-lingual, 01 fortnightly and 02 monthly in Multi-lingual, 01 monthly each in Khasi, Manipuri, Bengali, Malayalam and Mizo.

DAILIES

2.4.1. The total number of daily publications in 2013-14 increased to 13,350 as compared to previous year's 12,109 i.e. an increase by 1241 in number or 10.25 per cent. Daily publications were published in almost all main languages. Hindi dailies topped the list with 5739. Other languages in which more than 100 daily publications were brought out were (i) Urdu (1453), (ii) English (1119), (iii) Telugu (1094), (iv) Marathi (951), (v) Kannada (727), (vi) Tamil (454), (vii) Gujarati (444), (viii) Malayalam (337), (ix) Bilingual (291) (x) Bengali (179) (xi) Punjabi (156) and (xii) Oriya (155). (Table 2.3)

2.4.2. Tri or bi-weekly publications, which are akin to dailies in dissemination of news, totaled 411 with Hindi at the top with 131 followed by English (62), Tamil (46), Marathi (25), Bilingual (23), Gujarati (19), Bengali (19) Urdu (16), and Punjabi (16). (Table 2.3)

PERIODICALS

2.5. A total of 85,899 periodicals of various periodicities other than dailies and tri/bi-weeklies were on the records of the RNI in 2013-14. Out of these, 33,170 were weeklies, 30,484 monthlies, 12,168 fortnightlies, 5,790 quarterlies and 767 annuals. There were 3,520 publications of other periodicities as bi-monthly, tri-monthly, half-yearly etc. Weeklies and monthlies appeared to be more popular, with their total number soaring to 63,654 accounting for 74.10% approx. of the total periodicals. (Table 2.3)

LANGUAGE-WISE ANALYSIS

2.6.1. Language wise analysis of registered publications shows that publications are registered in 172 languages and dialects in 2013-14. Apart from English and 22 other principal languages, listed in the Eighth Schedule of the Constitution, publications were registered in 149 other languages or dialects, mostly Indian and also in a few foreign languages too. (Appendix II).

2.6.2. In 2013-14 also, the same trend can be noticed from the data of previous years that the highest number (40,159) of publications were registered in Hindi followed by English (13,138), Marathi (7,155), Urdu (4,500), Gujarati (4,401), Kannada (4,211), Telugu (4,022), Tamil (3,880), Bengali (3,780) and Malayalam (2,413). (Table 2.3)

2.6.3. Apart from publications, published in one language, there were a significant number of publications brought out in two or more languages categorized as 'bilingual' and 'multilingual'. At the end of 2013-14, there were 6,863 'Bilingual' and 1,115 'Multilingual' publications. (Table 2.3)

STATE-WISE ANALYSIS

2.7.1. Uttar Pradesh with 15,209 registered publications retained its top position at the end of 2013-14. Maharashtra with 13,375 came next, followed by Delhi with (11,767), Madhya Pradesh (8,283), Andhra Pradesh (6,021), Rajasthan (5,745), Karnataka (5,556), Tamil Nadu (5,507), West Bengal (5,089), Gujarat (4,769), Kerala (3,057), Uttrakhand (3,026), Orissa (1,819), Bihar (1,801) Punjab (1,773), Haryana (1,618), Chhattisgarh (1,247), were among other states having more than 1000 publications registered. (Table 2.4)

2.7.2. In the category of dailies also, Uttar Pradesh maintained its supremacy, with 2,567 followed by Andhra Pradesh (1,520), Maharashtra (1,368), Madhya Pradesh (1,066), Delhi (954), Karnataka (907), Rajasthan (726), Tamil Nadu (506), Gujarat (528), Bihar (466), Kerala (347) and Uttrakhand (332). States where 200 or more dailies were published were Jammu & Kashmir (293), West Bengal (273), Punjab (252), Chhattisgarh (246), and Orissa (206). Daily publications were published from almost all States and Union Territories except Lakshadweep. (Table 2.4)

2.7.3. In 2013-14, about 74.10 per cent of periodicals were weeklies or monthlies. The largest number of weeklies were published from Uttar Pradesh (7,765), followed by Maharashtra (5,863), Madhya Pradesh (3,626), Delhi (2,290), Gujarat (2,086) Uttrakhand (1,799) Rajasthan (1,458) Andhra Pradesh (1,106) and Karnataka (1,094). States publishing more than 500 weeklies were West Bengal (942), Tamil Nadu (732), Bihar (679), Punjab (612), and Haryana (559). (Table 2.4)

2.7.4. The largest numbers of monthlies were published from Delhi (4,929), followed by Maharashtra (3,422), Tamil Nadu (3,098), Uttar Pradesh (2,562), Madhya Pradesh (2,719), Andhra Pradesh (2,309), Karnataka (2,226), Kerala (1,756), West Bengal (1,519), Gujarat (1,343), and Rajasthan (1,086). States from where more than 500 Monthlies brought out were Orissa (632), and Punjab (538). (Table 2.4)

2.7.5. Orissa had the distinction of having publications in 20 out of 23 principal languages (including English). Maharashtra & Delhi came next with publications in 19 & 17 languages each, followed by Andhra Pradesh & Tamil Nadu with 15 languages. (Table 2.5)

2.7.6. The distinction for bringing out the highest number of publications in a single language went to Uttar Pradesh from where 12,232 publications were published in Hindi. Other states with over 2000 publications in Hindi were Madhya Pradesh (7,611), Delhi (5,084), Rajasthan (5,076) and Uttrakhand (2,641). More than 2000 publications in a single language were published from (i) Maharashtra (7,023) in Marathi, (2,379) in English (ii) Delhi, (3,930) in English, (iii) West Bengal (3,442) in Bengali, (iv) Karnataka (4,121) in Kannada (v) Tamil Nadu (3,641) in Tamil (vi) Gujarat (4,000) in Gujarati (vii) Andhra Pradesh (3,879) in Telugu (viii) Kerala (2,259) in Malayalam. (Table 2.5)

CONCENTRATION

2.8. The Print Media tends to concentrate in certain important cities and towns, giving them eminence as major printing and publishing centers, which can be classified as under:

- (i) Metropolitan Cities (Delhi, Kolkata, Mumbai and Chennai),
- (ii) State Capitals (other than the Metropolitan Cities),
- (iii) Union Territories,
- (iv) Big Cities, (having population more than 1,00,000)
- (v) Small Towns. (having population less than 1,00,000)

NUMERICAL ANALYSIS

2.9.1. At the end of 2013-14, the total numbers of publications registered from the four Metropolitan Cities were 27,333 accounting to 27.43 per cent of the all India total. State capitals were publishing 19,945 registered publications or 20.01 per cent of total. Big cities published a total of 36,942 publications constituting 37.07 per cent. A total number of 11,054 publications came out from small towns constituting 11.09 per cent and Union Territory accounting for the remaining 4.40 per cent (approx) (Table 2.6).

2.9.2. Out of 13,350 dailies, a total number of 1,780 dailies were being brought out from the Metropolitan Cities and 3,250 from State Capitals. Big Cities in various States published 6,664 daily publications and Small Towns brought out 1,513. Union Territories published only 143 dailies (Table 2.7).

LANGUAGE-WISE ANALYSIS

2.10. Out of the total 13,138 publications in English language, 7,120 (54.19 per cent) were brought out from the four metropolitan cities. Other languages in which a large number of publications were brought out from the metropolitan cities were in Hindi, Tamil, Bengali, Urdu and Marathi. It is noticed that the Metropolitan-City, Delhi had a sizeable number of publications in Hindi while other centers of publication were Big Cities, and Small Towns, other than State Capitals. Publications in Hindi and English were mainly published from State Capitals. Publication of Hindi, Marathi, English, Gujarati, Bilingual, Telugu and Bengali were centered in Big Cities. (Table 2.6)

LONGEVITY

2.12. BOMBAY SAMACHAR, a Gujarati daily, being published since 1822 from Mumbai was the oldest among existing publications in India. Including this, the 48 centenarians of the Indian Press are as under:

Sl.No.	Title/ Periodicity/Language/Place	Year of Launch
1.	<i>Bombay Samachar</i> / Gujarati Daily/Mumbai	1822
2.	<i>Christ Church School</i> /(Bombay Education Society Magazine)/Bilingual Annual/Mumbai	1825
3.	<i>Jam-E-Jamshed</i> /Gujarati Daily/Mumbai	1832
4.	<i>The Times of India</i> /English Daily/Mumbai	1838
5.	<i>Calcutta Review</i> /English Quarterly/Calcutta	1844
6.	<i>Tirunelveli Diocesan Magazine</i> /Tamil Monthly/Tirunelveli	1849
7.	<i>Examiner</i> /English Weekly/Mumbai	1850
8.	<i>Guardian</i> /English Fortnightly/Chennai	1851
9.	<i>An Indian</i> /Portuguese Weekly/Margo	1861
10.	<i>Kheda Vartaman</i> /Gujarati Weekly/Kaira	1861
11.	<i>Belgaum Samachar</i> /Marathi Weekly/Belgaum	1863
12.	<i>Gujarat Mitra & Gujarat Darpan</i> /Gujarati Daily/Surat	1863
13.	<i>Newman's Indian Bradshaw</i> /English Monthly/Kolkata	1865
14.	<i>Pioneer</i> English Daily/Lucknow	1865
15.	<i>Amrit Bazaar Patrika</i> /English Daily/Kolkata	1868
16.	<i>Sethia Vartaman</i> /Bilingual Monthly/Madurai	1870
17.	<i>U.S.I. Journal</i> /English Quarterly/Delhi	1870
18.	<i>Indian Witness</i> /English Fortnightly/Delhi	1871
19.	<i>Satya Sodhak</i> /Marathi Weekly/Ratnagiri	1871
20.	<i>Subodha Patrika</i> /Bilingual Quarterly/Mumbai	1873
21.	<i>Bihar Herald</i> /English Weekly/Patna	1874
22.	<i>The Statesman</i> /English Daily/Kolkata	1875
23.	<i>Satyanadam</i> /Bilingual Weekly/Kochi	1876
24.	<i>Sub Staff</i> /English Monthly/Chennai	1876
25.	<i>The Hindu</i> /English Daily/Chennai	1878
26.	<i>Broach Samachar</i> /Gujarati Weekly/Broach	1879
27.	<i>Prabodha Chandrika</i> /Marathi Weekly/Jalgaon	1880
28.	<i>National Christian Council Review</i> /English Monthly/Mysore	1880
29.	<i>Achhkni Repeno</i> /Garo Monthly/Meghalaya	1881
30.	<i>Kesari</i> /Marathi Daily/Poona	1881
31.	<i>Maharatta</i> /English Annual/Poona	1881
32.	<i>The Tribune</i> /English Daily/Chandigarh	1881
33.	<i>Amaldar</i> /Gujarati Quarterly/Mumbai	1882
34.	<i>Simhanad</i> /Marathi Monthly/Mumbai	1882
35.	<i>Madras Christian College Magazine</i> /Bilingual Annual/Chennai	1883
36.	<i>Musheer-E-Deccan</i> /Urdu Daily/Hyderabad	1884
37.	<i>Arya Gazette</i> /Urdu Weekly/Delhi	1884
38.	<i>Shree Jain Dharma Prakash</i> /Gujarati Monthly/Bhavnagar	1886
39.	<i>Deepika</i> /Malayalam Daily/Kottayam	1887
40.	<i>New Leader</i> /English Weekly/Kolkata	1887

Sl.No.	Title/ Periodicity/Language/Place	Year of Launch
41.	<i>Capital</i> /English Weekly/Kolkata	1888
42.	<i>Malayala Manorama</i> /Malayalam Daily/Kottayam	1890
43.	<i>Murshidabad Hiteshi</i> /Bengali Weekly/Murshidabad	1893
44.	<i>Chinnaria Bartabha</i> /Bengali Weekly/Hooghly	1893
45.	<i>Madhya Pradesh Sandesh</i> /Hindi Fortnightly/Lashkar	1895
46.	<i>Jain Gazette</i> /Hindi Weekly/Lucknow	1895
47.	<i>Yuddha Dhavani</i> /Telugu Monthly/Chennai	1897
48.	<i>Khalsa Samachar</i> /Punjabi Weekly/Amritsar	1899

(Present publishing status of mostly publications is not known due to non submission of annual statements by them)

TABLE 2.1
NUMBER OF REGISTERED PUBLICATIONS
(2008-09 TO 2013-14)

YEAR (ENDING)	DAILIES	TRI/BI-WEEKLIES	WEEKLIES	OTHERS	TOTAL	% of growth over previous years
2008-09	8,475	383	24,544	39,744	73,146	5.51
2009-10	9,355	391	26,625	41,013	77,384	5.79
2010-11	10,205	394	27,321	44,302	82,222	6.27
2011-12	10,908	396	28,819	46,631	86,754	5.51
2012-13	12,109	402	31,280	50,276	94,067	8.43
2013-14	13,350	411	33,170	52,729	99,660	5.95

TABLE
2.1

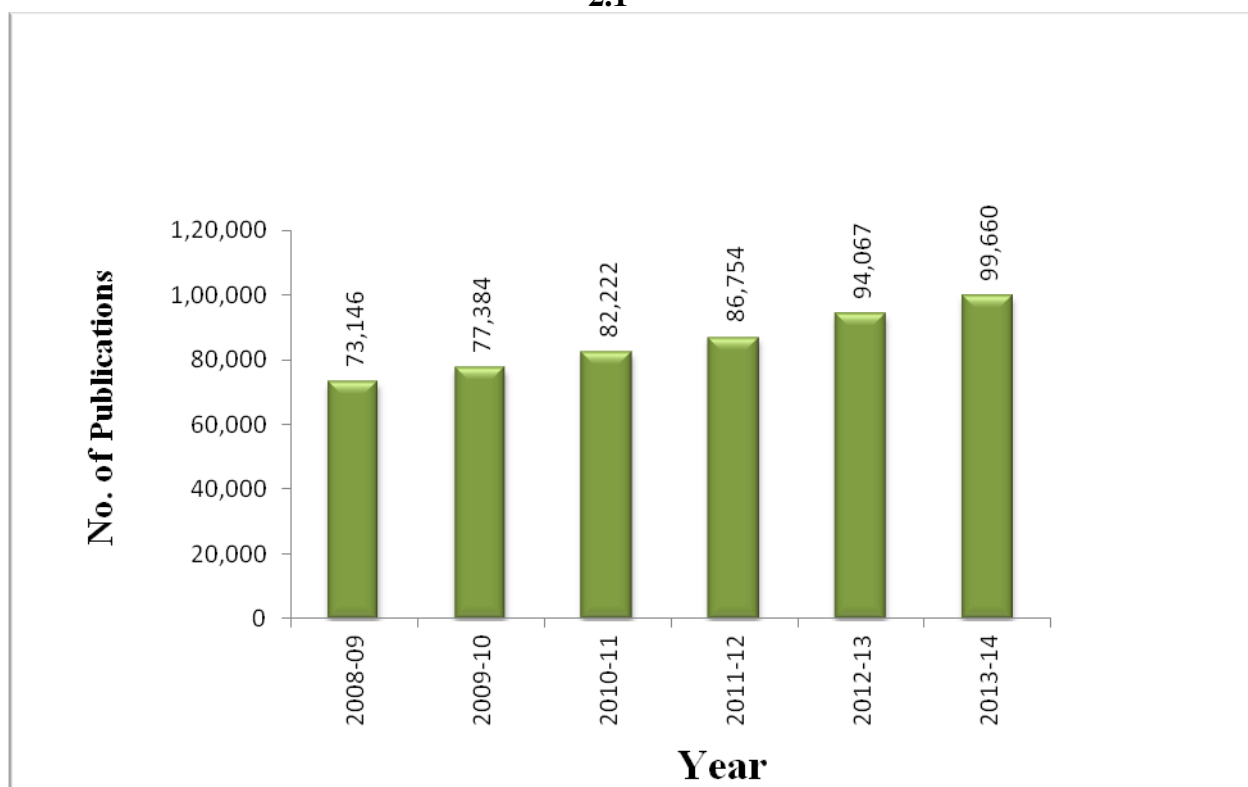


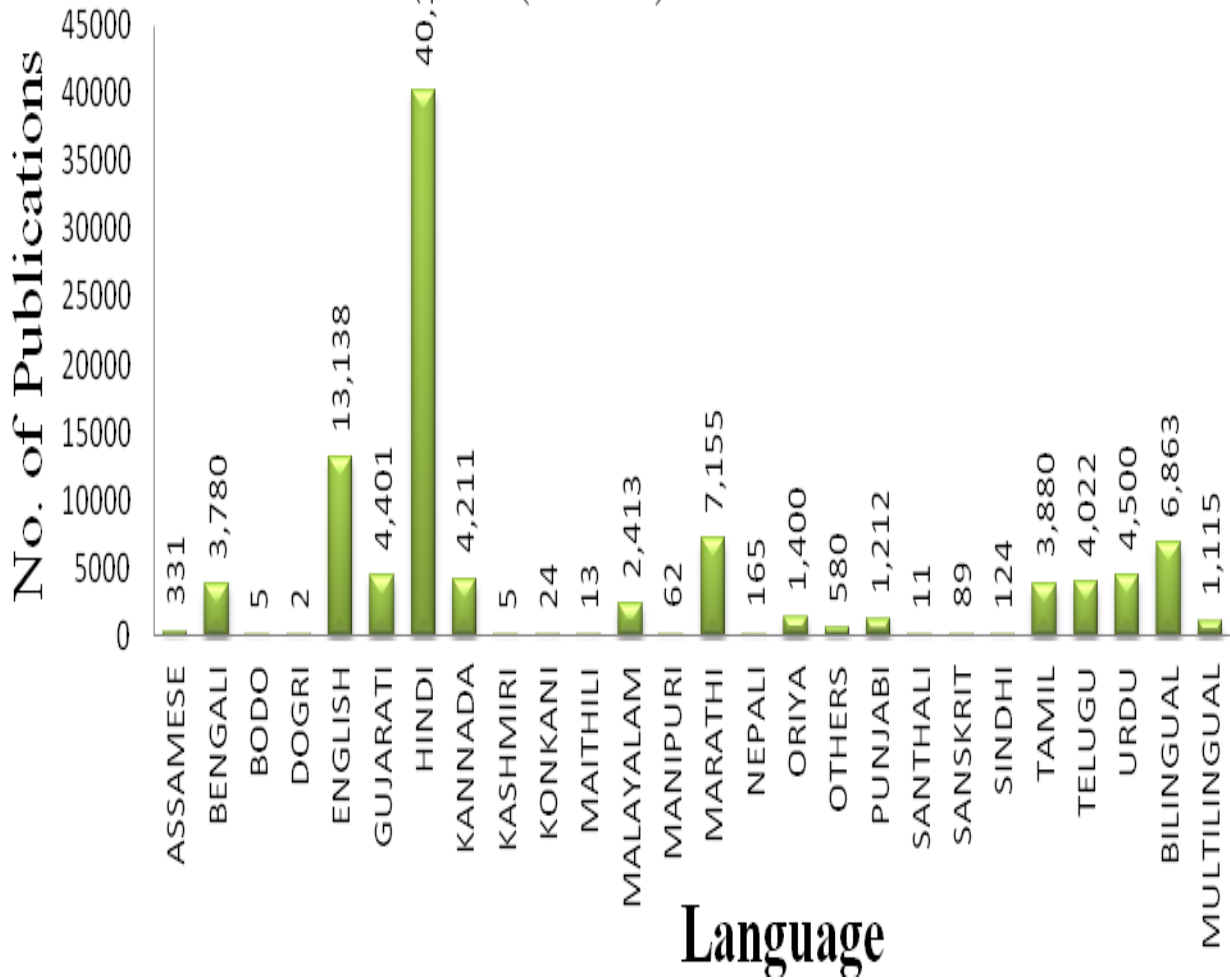
TABLE 2.2
NUMBER OF PUBLICATIONS REGISTERED
DURING 1.4.2013 TO 31.3.2014
(Language & Periodicity-wise)

Language	DAILY	BI/TRI-WEEKLY	WEEKLY	FORT-NIGHTLY	MONTHLY	QUARTERLY	ANNUAL	OTHERS	Total
ASSAMESE	1	0	1	0	1	0	0	0	3
BENGALI	8	1	19	15	22	7	1	8	81
BILINGUAL	36	0	128	48	169	17	1	16	415
BODO	1	0	0	0	0	0	0	0	1
ENGLISH	121	4	106	28	156	38	8	48	509
GUJARATI	72	0	168	58	45	1	0	8	352
HINDI	527	1	857	221	586	54	2	47	2295
KANNADA	52	0	58	68	139	2	0	6	325
KARBI	1	0	0	0	0	0	0	0	1
MAITHILI	0	0	0	0	1	0	0	0	1
MALAYALAM	12	0	6	3	63	8	0	5	97
MARATHI	59	0	371	29	86	8	5	26	584
MULTI-LINGUAL	1	0	18	3	14	7	2	1	46
NEPALI	2	0	4	0	0	0	0	0	6
ODIA	16	0	19	12	17	6	0	0	70
OTHERS	5	1	5	1	4	3	0	0	19
PUNJABI	4	0	8	6	9	0	0	1	28
SANTHALI	0	0	0	1	0	0	0	0	1
SANSKRIT	5	0	1	0	3	0	0	0	9
TAMIL	15	2	21	28	100	4	0	1	171
TELUGU	124	0	38	30	128	1	0	6	327
URDU	193	0	79	4	19	5	0	1	301
Total	1255	9	1907	555	1562	161	19	174	5642

TABLE 2.3
NUMBER OF REGISTERED PUBLICATIONS AS ON 31.03.2014
(Language and Periodicity wise)

LANGUAGE	DAILY	BI/TRI-WEEKLY	WEEKLY	FORTNIGHTLY	MONTHLY	QUARTERLY	ANNUAL	OTHERS	TOTAL
ASSAMESE	49	7	101	47	97	16	1	13	331
BENGALI	179	19	806	815	1010	631	36	284	3780
BODO	3	0	0	0	1	1	0	0	5
DOGRI	1	0	0	1	0	0	0	0	2
ENGLISH	1119	62	1852	1171	5123	1935	313	1563	13138
GUJARATI	444	19	1989	504	1235	101	17	92	4401
HINDI	5739	131	17708	5325	9243	1374	69	570	40159
KANNADA	727	6	838	786	1703	88	4	59	4211
KASHMIRI	1	0	2	1	0	1	0	0	5
KONKANI	1	0	5	2	14	2	0	0	24
MAITHILI	4	0	0	2	2	2	0	3	13
MALAYALAM	337	9	239	209	1415	104	23	77	2413
MANIPURI	20	0	11	5	13	7	0	6	62
MARATHI	951	25	3867	502	1294	206	163	147	7155
NEPALI	15	1	89	7	27	18	0	8	165
ORIYA	155	3	356	209	489	139	7	42	1400
OTHERS	88	17	104	37	232	77	1	24	580
PUNJABI	156	16	445	139	385	45	1	25	1212
SANTHALI	3	0	0	4	3	1	0	0	11
SANSKRIT	16	0	12	8	28	19	0	6	89
SINDHI	14	0	44	11	41	11	0	3	124
TAMIL	454	46	533	489	2227	65	13	53	3880
TELUGU	1094	5	578	542	1676	51	2	74	4022
URDU	1453	16	1743	438	712	105	5	28	4500
BILINGUAL	291	23	1608	797	3012	666	87	379	6863
MULTILINGUAL	36	6	240	117	502	125	25	64	1115
Total	13350	411	33170	12168	30484	5790	767	3520	99660

Registered Publications (Language-wise) (Table 2.3)



Registered Publications (Periodicity-wise) (Table 2.3)

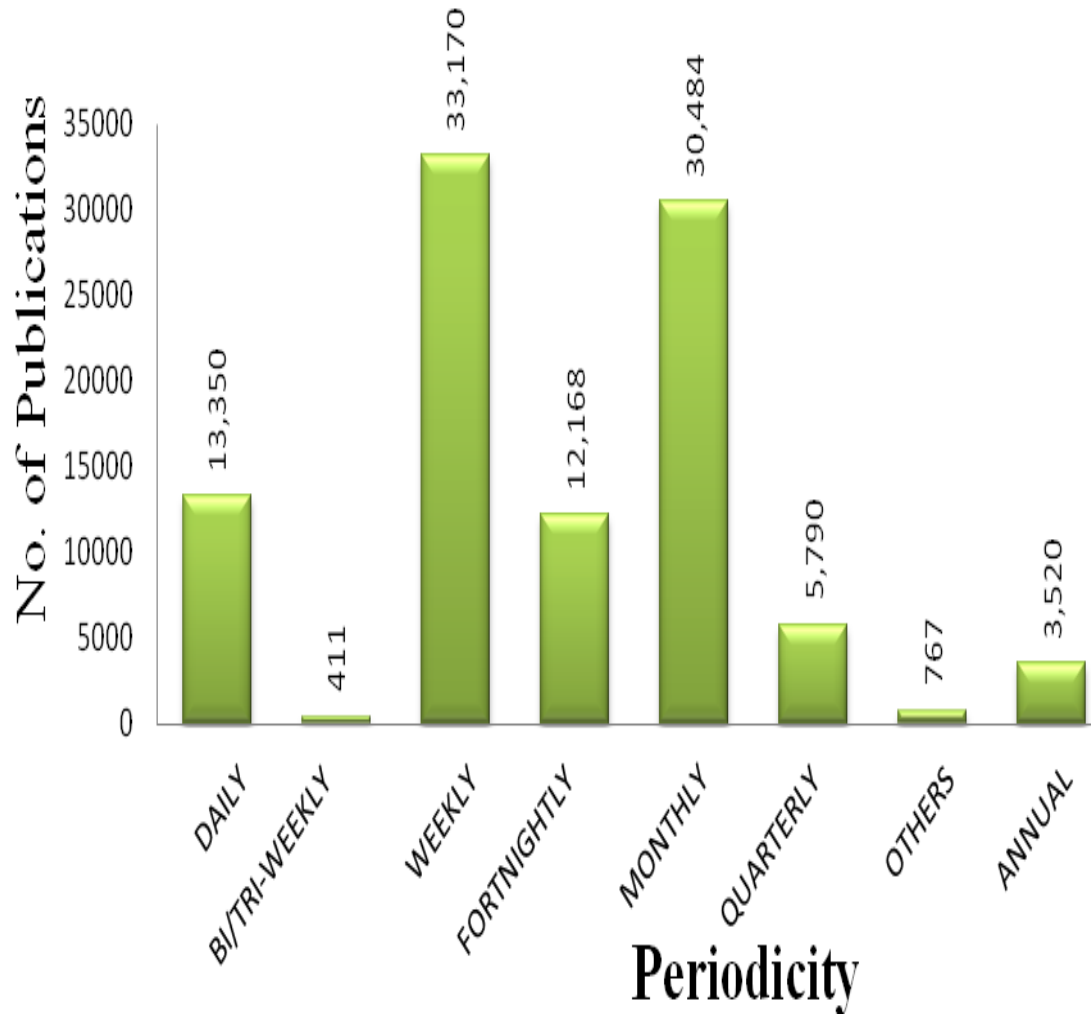


TABLE 2.4
TOTAL NUMBER OF REGISTERED PUBLICATIONS AS ON 31.03.2014
 (State/U.T's & Periodicity Wise)

State/UT's	Daily	Bi/Tri-Weekly	Weekly	Fortnightly	Monthly	Quarterly	Annual	Others	Total
ANDAMAN & NICOBAR ISLANDS	17	0	27	21	16	2	0	2	85
ANDHRA PRADESH	1520	9	1106	756	2306	177	8	139	6021
ARUNACHAL PRADESH	9	1	9	0	2	2	0	0	23
ASSAM	113	20	229	80	153	32	4	23	654
BIHAR	466	33	679	174	314	91	3	41	1801
CHANDIGARH	66	2	128	39	199	51	7	35	527
CHATTISGARH	246	2	495	88	316	70	3	27	1247
DADRA & NAGAR HAVELI	13	0	4	9	1	0	0	0	27
DAMAN & DIU	11	0	2	2	0	0	0	0	15
DELHI	954	59	2290	1484	4929	1165	133	753	11767
GOA	24	0	23	16	47	12	1	6	129
GUJARAT	528	17	2086	534	1343	125	8	128	4769
HARYANA	198	10	559	277	425	88	8	53	1618
HIMACHAL PRADESH	31	0	110	35	74	34	5	12	301
JAMMU & KASHMIR	293	4	462	78	86	21	2	23	969
JHARKHAND	111	0	88	47	115	34	1	4	400
KARNATAKA	907	17	1094	943	2226	213	10	146	5556
KERALA	347	10	277	249	1756	208	44	166	3057
LAKSHADWEEP	0	0	3	2	1	1	0	0	7
MADHYA PRADESH	1066	8	3626	423	2719	256	15	170	8283
MAHARASHTRA	1368	53	5863	1021	3422	791	297	560	13375
MANIPUR	67	3	19	12	47	9	5	12	174
MEGHALAYA	14	4	35	7	20	6	2	5	93
MIZORAM	49	15	40	8	48	9	0	7	176
N AGALAND	7	0	10	1	2	2	0	0	22
ORISSA	206	4	415	249	632	216	21	76	1819
PONDICHERRY	13	1	27	16	56	22	1	8	144
PUNJAB	252	14	612	218	538	70	14	55	1773
RAJASTHAN	726	22	1458	2119	1086	206	21	107	5745
SIKKIM	15	2	82	1	3	3	0	3	109
TAMIL NADU	506	57	732	654	3098	250	42	168	5507
TRIPURA	35	2	74	11	14	5	0	2	143
UTTAR PRADESH	2567	24	7765	1296	2562	641	41	313	15209
UTTRAKHAND	332	7	1799	326	409	90	11	52	3026
WEST BENGAL	273	11	942	972	1519	888	60	424	5089
Total	13350	411	33170	12168	30485	5790	767	3520	99660

**Registered Publications as on 31st March 2014
(State Wise)
Table 2.4**

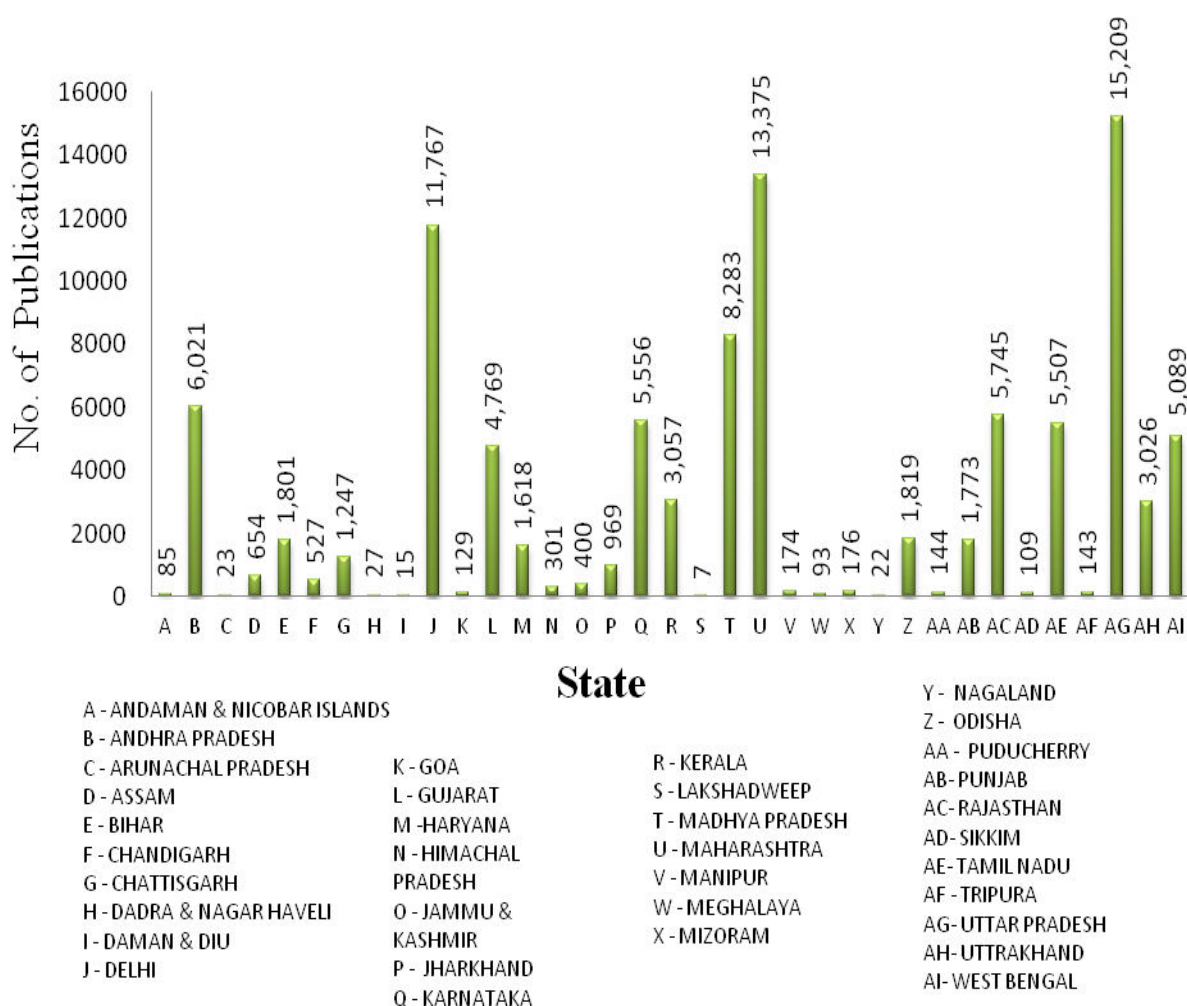


TABLE 2.5
TOTAL NUMBER OF REGISTERED PUBLICATIONS AS ON 31/03/2014
(STATES/UT'S & LANGUAGE WISE)

State/U.T's	ASSAMESE	BENGALI	BILINGUAL	BODO	DOGRI	ENGLISH	GUJARATI	HINDI
ANDAMAN & NICOBAR ISLANDS	0	7	5	0	0	41	0	15
ANDHRA PRADESH	2	7	380	0	0	866	5	85
ARUNACHAL PRADESH	0	0	0	0	0	15	0	1
ASSAM	312	125	31	4	0	104	0	23
BIHAR	1	7	43	0	0	91	0	1406
CHANDIGARH	0	0	51	0	0	264	0	119
CHATTISGARH	0	3	40	0	0	32	0	1153
DADRA & NAGAR HAVELI	0	0	3	0	0	5	6	13
DAMAN & DIU	0	0	0	0	0	2	8	4
DELHI	8	37	1457	0	0	3930	18	5084
GOA	0	0	17	0	0	48	1	3
GUJARAT	0	1	178	0	0	256	4000	185
HARYANA	0	0	162	0	0	142	0	1251
HIMACHAL PRADESH	0	0	37	0	0	44	0	207
JHARKHAND	0	4	23	0	0	42	0	273
JAMMU KASHMIR	0	0	86	0	1	380	0	93
KARNATAKA	0	0	289	0	0	720	2	74
KERALA	0	2	317	0	0	371	1	13
LAKSHDWEEP	0	0	1	0	0	0	0	0
MADHYA PRADESH	0	0	312	0	0	228	3	7611
MAHARASHTRA	3	13	986	0	1	2379	337	1772
MANIPUR	0	0	49	0	0	22	0	2
MEGHALAYA	0	2	13	0	0	29	0	3
MIIZORAM	0	0	10	0	0	5	0	0
NAGALAND	0	0	1	0	0	18	0	0
ORISSA	1	1	122	1	0	184	1	39
PONDICHERRY	0	1	19	0	0	21	2	0
PUNJAB	0	0	150	0	0	164	0	373
RAJASTHAN	0	1	376	0	0	173	1	5076
SIKKIM	0	0	2	0	0	21	0	4
TAMIL NADU	2	3	628	0	0	926	3	58
TRIPURA	0	113	9	0	0	15	0	0
UTTAR PRADESH	0	11	664	0	0	730	3	12232
UTTRAKHAND	0	0	143	0	0	126	1	2641
WEST BENGAL	2	3442	259	0	0	744	9	346
Total	331	3780	6863	5	2	13138	4401	40159

TABLE 2.5 (Contd.)
TOTAL NUMBER OF REGISTERED PUBLICATIONS AS ON 31/03/2014
(STATES/UT'S & LANGUAGE WISE)

State/U.T's	Kannada	Kashmiri	Konkani	Maithili	Malayalam	Manipuri	Marathi	Multi-lingual	Nepali
ANDAMAN & NICOBAR ISLANDS	0	0	0	0	1	0	0	0	0
ANDHRA PRADESH	11	0	0	0	6	0	9	59	0
ARUNACHAL PRADESH	0	0	0	0	0	7	0	0	0
ASSAM	0	0	0	0	0	7	0	9	3
BIHAR	0	0	0	6	0	0	0	12	0
CHANDIGARH	0	0	0	0	0	0	0	16	0
CHATTISGARH	0	0	0	0	1	0	3	1	0
DADRA & NAGAR HAVELI	0	0	0	0	0	0	0	0	0
DAMAN & DIU	0	0	0	0	0	0	0	0	0
DELHI	10	0	0	4	28	0	15	127	9
GOA	4	0	2	0	0	0	32	6	0
GUJARAT	0	0	1	0	4	0	22	80	1
HARYANA	0	0	0	0	0	0	0	20	1
HIMACHAL PRADESH	0	0	0	0	0	0	0	2	0
JHARKHAND	0	0	0	0	0	0	0	7	1
JAMMU KASHMIR	0	5	0	0	0	0	0	11	0
KARNATAKA	4121	0	13	0	18	0	30	45	0
KERALA	12	0	2	0	2259	0	2	41	0
LAKSHDWEAP	0	0	0	0	6	0	0	0	0
MADHYA PRADESH	0	0	0	0	2	0	8	32	1
MAHARASHTRA	32	0	5	1	42	0	7023	305	9
MANIPUR	0	0	0	0	0	46	0	15	0
MEGHALAYA	0	0	0	0	0	0	0	1	0
MIIZORAM	0	0	0	0	0	0	0	7	0
NAGALAND	0	0	0	0	0	0	0	0	0
ORISSA	1	0	1	0	1	1	1	30	2
PONDICHERRY	0	0	0	0	1	0	2	3	0
PUNJAB	0	0	0	0	0	0	0	96	0
RAJASTHAN	1	0	0	0	2	0	2	31	0
SIKKIM	0	0	0	0	0	0	0	0	79
TAMIL NADU	18	0	0	0	39	0	4	59	1
TRIPURA	0	0	0	0	0	1	0	2	0
UTTAR PRADESH	0	0	0	0	0	0	1	28	0
UTTRAKHAND	0	0	0	0	0	0	1	9	5
WEST BENGAL	1	0	0	2	3	0	0	61	47
Total	4211	5	24	13	2413	62	7155	1115	159

TABLE 2.5 (Contd.)
TOTAL NUMBER OF REGISTERED PUBLICATIONS AS ON 31/03/2014
(STATES/UT'S & LANGUAGE WISE)

State/U.T's	Odia	Punjabi	Santhali	Sanskrit	Sindhi	Tamil	Telugu	Urdu	Others	Total
ANDAMAN & NICOBAR ISLANDS	0	0	0	0	0	13	2	1	0	85
ANDHRA PRADESH	6	2	1	0	2	10	3879	688	3	6021
ARUNACHAL PRADESH	0	0	0	0	0	0	0	0	0	23
ASSAM	0	0	0	0	0	0	0	3	33	654
BIHAR	0	2	0	2	0	0	0	209	22	1801
CHANDIGARH	0	73	0	1	0	0	0	3	0	527
CHATTISGARH	0	0	0	0	0	0	0	10	4	1247
DADRA & NAGAR HAVELI	0	0	0	0	0	0	0	0	0	27
DAMAN & DIU	0	0	0	1	0	0	0	0	0	15
DELHI	18	180	0	10	6	18	17	749	42	11767
GOA	0	0	0	0	0	0	1	0	15	129
GUJARAT	2	0	0	3	25	0	1	10	0	4769
HARYANA	0	20	0	2	0	0	0	19	1	1618
HIMACHAL PRADESH	0	2	0	1	0	0	0	6	2	301
JHARKHAND	2	0	3	1	0	0	0	36	8	400
JAMMU KASHMIR	0	4	0	0	0	0	0	382	7	969
KARNATAKA	0	0	0	2	1	44	13	169	15	5556
KERALA	1	0	0	2	0	21	2	0	11	3057
LAKSHDWEEP	0	0	0	0	0	0	0	0	0	7
MADHYA PRADESH	0	0	0	6	9	0	0	69	2	8283
MAHARASHTRA	4	12	0	8	52	43	15	324	9	13375
MANIPUR	0	0	0	0	0	0	0	0	40	174
MEGHALAYA	0	0	0	0	0	0	0	1	44	93
MIIZORAM	0	0	0	0	0	0	0	0	154	176
NAGALAND	0	0	0	0	0	0	0	0	3	22
ORISSA	1343	2	5	8	1	1	2	7	64	1819
PONDICHERRY	3	0	0	1	0	87	1	0	3	144
PUNJAB	0	884	0	1	0	0	0	105	0	1773
RAJASTHAN	0	5	0	3	22	0	0	29	23	5745
SIKKIM	0	0	0	0	0	0	0	0	3	109
TAMIL NADU	2	3	0	2	0	3641	87	18	13	5507
TRIPURA	0	0	0	0	0	0	0	0	3	143
UTTAR PRADESH	0	7	0	24	6	0	1	1477	25	15209
UTTRAKHAND	1	8	0	3	0	0	0	76	12	3026
WEST BENGAL	18	8	2	8	0	2	1	109	25	5089
Total	1400	1212	11	89	124	3880	4022	4500	586	99660

TABLE 2.6
CONCENTRATION OF PUBLICATIONS AS ON 31.03.2014
(Language and Place Wise)

Language	METROPO LITAN CITY	STATE CAPITA L	UNION TERRITO RY	BIG CITY	SMALLE R TOWNS	Total
ASSAMESE	20	146	7	88	70	331
BENGALI	1397	148	24	1366	845	3780
BILINGUAL	2455	1309	271	2307	521	6863
BODO	2	0	0	1	2	5
DOGRI	1	0	0	0	1	2
ENGLISH	7120	2451	585	2571	411	13138
GUJARATI	788	468	80	2509	556	4401
HINDI	7945	9546	2407	14770	5491	40159
KANNADA	413	1890	262	1329	317	4211
KASHMIRI	1	3	0	1	0	5
KONKANI	6	3	0	15	0	24
MAITHILI	1	0	0	12	0	13
MALAYALAM	207	451	49	1178	528	2413
MANIPURI	0	44	1	10	7	62
MARATHI	1950	171	93	4192	749	7155
MULTILINGUAL	341	154	37	462	121	1115
NEPALI	20	39	2	55	43	159
ORIYA	134	291	26	722	227	1400
OTHERS	69	241	19	144	113	586
PUNJABI	223	23	75	733	158	1212
SANTHALI	8	2	0	1	0	11
SANSKRIT	22	14	6	39	8	89
SINDHI	28	26	0	58	12	124
TAMIL	2445	253	119	904	159	3880
TELUGU	644	686	165	2180	347	4022
URDU	1093	1586	159	1294	368	4500
Total	27333	19945	4387	36941	11054	99660

TABLE 2.7
CONCENTRATION OF PUBLICATIONS AS ON 31.03.2014
(Periodicity and Place Wise)

Center	Daily	Tri/Bi Weekly	Weekly	Others	Total
METROPOLITAN CITY	1780	138	7180	13950	23048
STATE CAPITAL	3250	88	8555	9745	21638
UNION TERRITORY	143	2	212	467	824
BIG CITY	6664	117	12660	23300	42741
SMALLER TOWNS	1513	66	5125	4705	11409
Total	13350	411	33732	52167	99660

Periodicity & Place-wise
Table 2.7

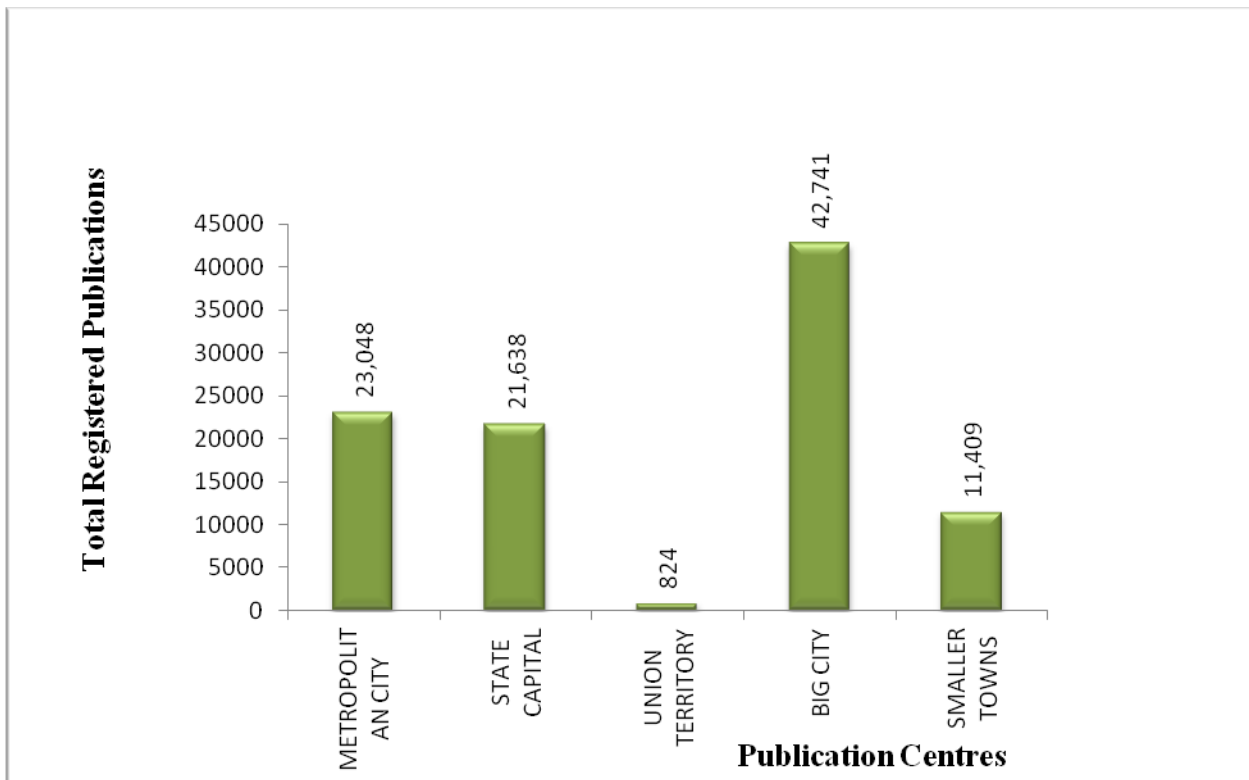


TABLE 2.8
CITIES WITH 100 OR MORE PUBLICATIONS
(LANGUAGE & PERIODITY WISE)

CITIES	DAILIES				WEEKLIES			
	English	Hindi	Others	Total	English	Hindi	Others	Total
AGRA	2	45	9	56	2	126	15	143
AHMADNAGAR	0	1	22	23	0	1	134	135
AHMEDABAD	26	13	80	119	21	21	343	385
AJMER	0	25	3	28	0	46	23	69
ALIGARH	0	28	7	35	4	120	17	141
ALLAHABAD	15	74	20	109	10	70	15	95
AMRAVATI	1	5	32	38	1	19	147	167
AMRITSAR	0	8	6	14	2	6	68	76
AURANGABAD	0	8	62	70	8	28	218	254
BANGALORE	30	2	199	231	74	6	380	460
BAREILLY	3	29	5	37	3	77	45	125
BARODA	1	3	24	28	3	1	44	48
BHAVNAGAR	0	0	16	16	0	0	129	129
BHOPAL	11	211	16	238	24	1049	24	1097
BHUBANESWAR	6	4	41	51	7	0	60	67
BIKANER	0	24	1	25	0	45	0	45
BULANDSHAHR	0	10	3	13	1	80	17	98
BURDWAN	0	0	9	9	0	3	61	64
CHANDIGARH	17	22	11	50	42	23	44	109
CHENNAI	34	4	357	395	125	3	594	722
COCHIN	3	0	28	31	6	0	29	35
COIMBATORE	10	0	19	29	4	0	22	26
CUTTACK	3	0	18	21	5	0	46	51
DEHRADUN	7	108	17	132	29	815	58	902
DELHI	91	389	183	663	263	1080	374	1717
ERNAKULAM	3	0	24	27	7	0	38	45
FARIDABAD	0	51	0	51	8	81	5	94
GHAZIABAD	0	47	4	51	7	273	15	295
GORAKHPUR	0	68	10	78	0	247	13	260
GUNTUR	0	0	44	44	0	0	45	45
GUWAHATI	11	6	16	33	10	3	60	73
GWALIOR	2	85	3	90	1	162	5	168
HARIDWAR	2	28	3	33	1	125	1	127
HYDERABAD	98	14	300	412	104	13	413	530
INDORE	4	76	5	85	3	655	36	694
JABALPUR	1	39	3	43	2	64	6	72
JAIPUR	6	162	21	189	12	412	25	449
JALANDHAR	6	52	24	82	1	18	37	56
JAMMU	51	23	33	107	48	15	104	167
JHANSI	0	28	2	30	0	132	12	144
JODHPUR	1	31	3	35	4	73	6	83

TABLE 2.8 (Contd.)
CITIES WITH 100 OR MORE PUBLICATIONS
(LANGUAGE & PERIODITY WISE)

CITIES	DAILIES				WEEKLIES			
	English	Hindi	Others	Total	English	Hindi	Others	Total
KANPUR	8	84	45	137	10	393	155	558
KHURDA	4	0	22	26	5	1	62	68
KOLHAPUR	0	1	28	29	0	1	104	105
KOLKATA	35	44	80	159	107	108	255	470
KOTA	0	29	0	29	0	48	0	48
KOTTAYAM	0	0	28	28	2	0	53	55
LATUR	0	0	33	33	1	12	144	157
LUCKNOW	26	438	173	637	57	1584	211	1852
LUDHIANA	0	7	29	36	8	28	108	144
MADURAI	3	0	25	28	5	0	26	31
MEERUT	0	50	7	57	2	396	26	424
MORADABAD	1	15	9	25	5	104	29	138
MUMBAI	52	67	172	291	284	290	524	1098
MUZAFFARNAGAR	0	30	1	31	0	129	5	134
MYSORE	9	0	45	54	6	1	67	74
NAGPUR	3	24	28	55	11	66	115	192
PATIALA	2	3	41	46	5	14	129	148
PATNA	6	188	52	246	12	205	41	258
PUNE	11	7	61	79	26	16	251	293
RAIPUR	3	67	5	75	2	76	4	82
RAJKOT	1	0	22	23	0	0	107	107
SAHARANPUR	2	27	3	32	3	242	30	275
SOLAPUR	0	1	27	28	0	13	218	231
SRINAGAR	31	1	61	93	29	0	77	106
SURAT	5	8	36	49	1	9	65	75
THANE	2	21	44	67	22	103	244	369
TRIVANDRUM	3	0	33	36	3	0	44	47
UJJAIN	0	36	0	36	0	201	1	202
VARANASI	2	41	8	51	4	119	10	133
Total	730	2995	3001	6726	1629	10371	7198	22579

TABLE 2.8 (Contd.)
CITIES WITH 100 OR MORE PUBLICATIONS
(LANGUAGE & PERIODITY WISE)

CITIES	Others				Total			
	English	Hindi	Others	Total	English	Hindi	Others	Total
AGRA	14	162	15	191	18	333	39	390
AHMADNAGAR	3	3	83	89	3	5	239	247
AHMEDABAD	78	37	743	858	125	71	1166	1362
AJMER	7	186	56	249	7	257	82	346
ALIGARH	15	80	36	131	19	228	60	307
ALLAHABAD	100	218	55	373	125	362	90	577
AMRAVATI	3	5	46	54	5	29	225	259
AMRITSAR	29	26	146	201	31	40	220	291
AURANGABAD	15	15	73	103	23	51	353	427
BANGALORE	409	26	1519	1954		34	2098	7422
BAREILLY	5	48	10	63	11	154	60	225
BARODA	34	2	90	126	38	6	158	202
BHAVNAGAR	3	4	67	74	3	4	212	219
BHOPAL	44	1220	104	1368	79	2480	144	2703
BHUBANESWAR	33	0	146	179	46	4	247	297
BIKANER	7	188	19	214	7	257	20	284
BULANDSHAHR	2	73	21	96	3	163	41	207
BURDWAN	8	8	249	265	8	11	319	338
CHANDIGARH	168	48	81	297	227	93	136	456
CHENNAI	804	52	2640	3496	963	59	3591	4613
COCHIN	46	1	121	168	55	1	178	234
COIMBATORE	37	0	165	202	51	0	206	257
CUTTACK	38	4	314	356	46	4	378	428
DEHRADUN	44	257	57	358	80	1180	132	1392
DELHI	2082	2349	1566	5997	2436	3818	2123	8377
ERNAKULAM	73	2	211	286	83	2	273	358
FARIDABAD	22	57	24	103	30	189	29	248
GHAZIABAD	42	175	57	274	49	495	76	620
GORAKHPUR	2	90	12	104	2	405	35	442
GUNTUR	16	0	163	179	16	0	252	268
GUWAHATI	25	3	98	126	46	12	174	232
GWALIOR	6	123	10	139	9	370	18	397
HARIDWAR	0	39	9	48	3	192	13	208
HYDERABAD	385	31	794	1210	587	58	1507	2152
INDORE	41	497	88	626	48	1228	129	1405
JABALPUR	9	63	19	91	12	166	28	206
JAIPUR	49	926	176	1151	67	1500	222	1789
JALANDHAR	11	21	92	124	18	91	153	262
JAMMU	46	22	35	103	145	60	172	377
JHANSI	5	64	6	75	5	224	20	249
JODHPUR	33	188	51	272	38	292	60	390

TABLE 2.8 (Contd.)
CITIES WITH 100 OR MORE PUBLICATIONS
(LANGUAGE & PERIODITY WISE)

CITIES	English	Hindi	Others	Total	English	Hindi	Others	Total
KANPUR	37	304	143	484	55	781	343	1179
KHURDA	22	2	125	149	31	3	209	243
KOLHAPUR	4	2	113	119	4	4	245	253
KOLKATA	711	191	1488	2390	853	343	1823	3019
KOTA	7	182	9	198	7	259	9	275
KOTTAYAM	31	2	228	261	33	2	309	344
LATUR	0	1	24	25	1	13	201	215
LUCKNOW	120	894	191	1205	203	2916	575	3694
LUDHIANA	54	44	195	293	62	79	332	473
MADURAI	16	1	215	232	24	1	266	291
MEERUT	46	218	44	308	48	664	77	789
MORADABAD	6	59	30	95	12	178	68	258
MUMBAI	1964	477	1597	4038	2300	834	2293	5427
MUZAFFARNAGAR	34	67	12	113	34	226	18	278
MYSORE	20	2	139	161	35	3	251	289
NAGPUR	42	51	129	222	56	141	272	469
NELLORE	4	0	154	158	5	0	210	215
PATIALA	23	9	87	119	30	26	257	313
PATNA	35	248	61	344	53	641	154	848
PUNE	119	29	527	675	156	52	839	1047
RAIPUR	3	156	13	172	8	299	22	329
RAJKOT	9	0	154	163	10	0	283	293
SAHARANPUR	10	134	50	194	15	403	83	501
SOLAPUR	1	3	66	70	1	17	311	329
SRINAGAR	21	1	26	48	81	2	164	247
SURAT	3	10	99	112	9	27	200	236
THANE	58	54	126	238	82	178	414	674
TRIVANDRUM	57	1	304	362	63	1	381	445
UJJAIN	1	106	7	114	1	343	8	352
VARANASI	23	146	43	212	29	306	61	396
Total	10270	12691	20778	43739	12740	27880	33579	59056