

CHAPTER – 4

CIRCULATION OF PUBLICATIONS

4.1. A total number of 30,117 publications furnished their circulation figures on-line for 2017-18 claiming a total circulation of 43,00,66,629 copies as against 48,80,89,490 copies per publishing day in 2016-17 thereby registering a decrease of **11.88** per cent over previous year. Apart from this, it has registered a decline of **29.52** per cent compared with the circulation figure of the year 2015-16. (Table 4.1)

DAILIES

4.2.1. The number of **Daily** publications, which furnished circulation figures, has decreased from 9,061 publications in 2016-17 to 8,930 publications in 2017-18. The combined circulation of all dailies was 24,26,90,557 copies per publishing day in 2017-18 as against 27,53,61,253 copies per publishing day in 2016-17, i.e. a decrease of 11.86 per cent. (Table 4.1 & 4.5)

4.2.2. The number of **Tri and Bi-weeklies**, which furnished circulation figures, was **NIL** in 2017-18. (Table 4.1 & 4.5)

PERIODICALS

4.3. Among **Periodicals**, weeklies had a combined share of 10,60,27,875 copies per publishing day i.e. 24.65 per cent of the total circulation, followed by monthlies with 4,37,73,013 copies per publishing day i.e. 10.17 per cent of total circulation. The fortnightlies with a total circulation of 2,23,76,002 copies per publishing day or 5.20 per cent of total circulation was at the third place. (Table 4.2)

LANGUAGE-WISE CIRCULATION

4.4.1. In 2017-18 again, Hindi publications as usual retained their largest share in claimed circulation with 19,56,21,990 copies per publishing day or 45.49% of the total circulation, followed by English publications with 5,34,53,564 copies per publishing day (12.49%). Other languages in which publications had claimed circulation of more than ten million copies were Gujarati 2,87,45,426 (6.68%), Telugu 2,79,83,375 (6.50%), Marathi 2,73,03,400 (6.34%), Urdu 2,52,89,731 (5.88%), Malayalam 1,49,86,594 (3.48%) and Odia 1,11,77,669 (2.59%). (Table 4.2)

4.4.2. Among **Dailies** also, Hindi publications maintained their top position with a claimed circulation of 10,34,78,860 copies per publishing day, or to say 42.63% of the total

claimed circulation of all daily publications. The English dailies claimed second position with a circulation of 2,97,25,905 copies per publishing day (12.24%). The dailies published in other languages were Urdu 1,99,37,049; Telugu 1,85,45,719; Marathi 1,69,68,803; Gujarati 1,52,63,564; Malayalam 87,28,488; Kannada 66,08,795; Odia 64,66,122 and Tamil 52,16,076 copies per publishing day etc.(Table 4.2)

4.4.3. Among **Periodicals**, Hindi weekly publications had the highest circulation of 5,59,25,005 copies per publishing day. Hindi Monthly publications claimed second position with a circulation of 1,94,03,772 copies per publishing day followed by English Weekly (1,38,25,004), Hindi fortnightlies (95,71,153), Gujarati weeklies (92,68,747) Marathi weeklies (72,85,941), Telugu monthlies (61,94,813) and English Monthlies (57,86,602) etc. (Table 4.2)

STATE-WISE CIRCULATION

4.5.1. The claimed circulation of publications was the highest in Uttar Pradesh with 6,89,48,931 copies per publishing day during 2017-18. Maharashtra came second with 4,70,72,109 copies per publishing day, Madhya Pradesh third with 4,67,88,276 copies and Delhi fourth with 3,68,78,236 copies per publishing day. Other states with a circulation of more than ten million copies per publishing day were: Gujarat 3,48,54,259 copies per publishing day, Andhra Pradesh 2,36,27,227 copies per publishing day, Rajasthan 2,02,81,762 copies, Kerala 1,65,28,637 copies per publishing day, Uttarakhand 1,65,17,679 copies per publishing day, Tamil Nadu 1,53,51,349 copies per publishing day, Odisha 1,31,43,858 copies per publishing day, Karnataka 1,30,24,604 copies per publishing day, Telangana 1,28,10,784 copies per publishing day, West Bengal 1,17,58,292 copies per publishing day and Bihar 1,06,63,613 copies per publishing day.(Table 4.3)

4.5.2. Uttar Pradesh had the maximum claimed circulation of daily publications with 3,30,42,949 copies per publishing day followed by Maharashtra 2,65,74,973 copies per publishing day. Madhya Pradesh 2,48,76,958 copies per publishing day, Gujarat 1,99,27,893 copies per publishing day, Delhi 1,69,80,014 copies per publishing day, Andhra Pradesh 1,59,68,932 copies per publishing day and Rajasthan 1,33,05,082 copies per publishing day (Table 4.3).

4.5.3. So far as Tri and Bi-weeklies are concerned, no periodical filed Annual Statement online. (Table 4.3)

4.5.4. The claimed circulation of weeklies in 2017-18 was the highest in Uttar Pradesh with 2,65,34,491 copies per publishing day followed by Maharashtra 1,36,14,650 copies per publishing day, Madhya Pradesh 1,09,44,889 copies per publishing day, Gujarat 1,00,36,878 copies per publishing day, Uttarakhand 92,76,114 copies per publishing day, Delhi 86,01,226 copies per publishing day, Tamil Nadu 41,70,185 copies per publishing day, Odisha 28,12,813 copies per publishing day and Rajasthan 24,82,224 copies per publishing day etc. (Table 4.3)

4.5.5. In the claimed circulation of fortnightlies in 2017-18, Rajasthan occupied the first position with 31,82,354 copies per publishing day followed by Delhi 26,62,878 copies per publishing day, Gujarat 29,56,990 copies per publishing day, Uttar Pradesh 21,99,116

copies per publishing day, West Bengal 14,000,08 copies per publishing day, Odisha 13,91,932 copies per publishing day, Uttarakhand 12,11,129 copies per publishing day, Kerala 11,60,194 copies per publishing day, Madhya Pradesh 11,26,719 copies per publishing day, Andhra Pradesh 10,90,665 copies per publishing day and Tamil Nadu 10,85,720 copies per publishing day. These were the only states having a total circulation of over one million copies per publishing day each in 2017-18. (Table 4.3)

4.5.6. Among Monthly publications also, Madhya Pradesh occupied the first position with the highest claimed circulation of 79,74,235 copies per publishing day followed by Delhi 74,62,099 copies per publishing day, Uttar Pradesh 47,95,312 copies per publishing day, Andhra Pradesh 46,86,396 copies per publishing day, Kerala 31,15,156 copies per publishing day, Telangana 24,60,937 copies per publishing day, Maharashtra 21,24,114 copies per publishing day, Tamil Nadu 15,48,579 copies per publishing day, Odisha 13,90,847 copies per publishing day, Uttarakhand 12,17,503 copies per publishing day, and Gujarat 12,06,974 copies per publishing day. (Table 4.3)

LANGUAGE-CUM STATE-WISE CIRCULATION

4.6. Language-wise analysis of claimed circulation of publications for 2017-18 reveals that Uttar Pradesh was at the top with 5,58,80,727 copies per publishing day in Hindi language i.e. 28.56% of total circulation of Hindi Language followed by Madhya Pradesh 4,42,60,089 copies, Delhi 1,98,39,306 copies per publishing day, Rajasthan 1,91,68,151 copies per publishing day and Uttarakhand 1,47,88,412 copies per publishing day. The total circulation of English Language publications was 5,34,53,564 copies per publishing day, out of which Delhi accounted for 1,03,11,048 copies per publishing day i.e. 19.28 % of the total circulation in English followed by Maharashtra 86,13,761 copies per publishing day (16.11 per cent) and Tamil Nadu 52,48,465 copies per publishing day (9.81 per cent). The total circulation of Gujarati publication was 2,87,45,426 copies per publishing day out of which Gujarat accounted for 2,75,97,511 copies per publishing day i.e. (96 per cent). The total circulation of Telugu publications was 2,79,83,375 copies out of which Andhra Pradesh accounted for 1,94,33,792 copies per publishing day. The total circulation of Marathi publications was 2,73,03,400 copies per publishing day out of which Maharashtra accounted for 2,66,79,568 copies per publishing day i.e. (97.71 per cent). The total circulation of Urdu publications was 2,52,89,731 copies per publishing day out of which Uttar Pradesh accounted for 92,36,157 copies per publishing day i.e. (36.52 per cent). (Table 4.4)

DISTRIBUTION PATTERN

4.7.1. Out of 43,00,66,629 copies circulated per publishing day in 2017-18, as many as 40,58,56,414 copies per publishing day (94.37%) were sold and 2,42,10,215 copies per publishing day (5.63%) were distributed free which included sample, voucher, complimentary and office copies. (Table 4.5)

4.7.2. In case of daily newspapers, out of a total claimed circulation of 24,26,90,557 copies per publishing day, the number of copies sold per publishing day were 23,40,62,935 (96.45 %) and free copies were 86,27,622 (3.55 %). (Table 4.5)

CIRCULATION PATTERN

4.8.1. In all 30,117 publications submitted their Annual Statements and supplied their circulation data within stipulated filing period. Based on their circulation figures the newspapers have been classified into following three categories;

- (i) **Small:** Circulation up to 25,000 copies per publishing day,
- (ii) **Medium:** Circulation between 25,001 to 75,000 copies per publishing day, and
- (iii) **Big:** Circulation of more than 75,000 copies per publishing day.

4.8.2. Out of 30,117 newspapers and periodicals which supplied their circulation data, 778 i.e. 2.58 % fall in the Big category; 3,433 i.e. 11.39 % in the Medium category and remaining 25,906 i.e. 86.01 % in the Small category. Publications falling in the Small category have the largest share in the circulation with 16,76,09,240 copies per publishing day i.e. 38.97 % of total, followed by the Big category 13,16,47,202 copies per publishing day i.e. 30.61 % and the Medium category having 13,08,10,187 copies per publishing day i.e. 30.42 %. (Table 4.6 & 4.7)

4.8.3. The 'Big' category is further divided into two sub-categories – those having a circulation between (i) 1,00,000 to 25,00,000 copies per publishing day and (ii) 75,001 to 99,999 copies per publishing day. In the first sub-category there are 546 publications with a total circulation of 11,19,73,471 copies per publishing day where as in the second there are 232 publications, with a total circulation of 1,96,73,731 copies per publishing day. (Table 4.6)

4.8.4. The 'Medium' category of publications is also classified into two sub-categories – viz., (i) 25,001 to 50,000 copies and (ii) 50,001 to 75,000 copies. In the first sub-category, there are 2,998 publications with a total circulation of 10,35,31,288 copies per publishing day and in the second category, there are 435 publications with a total circulation of 2,72,78,899 copies per publishing day. (Table 4.6)

4.8.5. The publications falling under the 'Small' category can be divided into four sub-categories according to their circulation figures, viz (i) 15,001 to 25,000 copies (ii) 5,001 to 15,000 copies (iii) 2,001 to 5,000 copies (iv) 1 to 2,000 copies. It has been noticed that 3,893 had the circulation range between 15,001 and 25,000; 9,369 circulation between 5,001 and 15,000; 4,781 between 2,001 and 5,000, 7,863 numbers between 1 and 2000. (Table 4.6)

4.8.6. Out of the 8,930 dailies and tri and bi-weeklies that filed circulation data for the year 2017-18, 590 came under the Big category, 2,409 under Medium category and the remaining 5,931 were Small newspapers. Out of 590 big dailies/tri and bi-weeklies, 412 had a circulation of one lakh and above each. (Table 4.6 and 4.7)

4.8.7. As regards dailies and tri and bi-weeklies, the largest circulation was of Big newspapers (9,83,25,308) i.e. 40.51 per cent, followed by Medium ones with newspapers (9,27,71,253) i.e. 38.22 per cent and small newspapers (5,15,93,996) i.e. 21.25 per cent. (Table 4.7)

4.8.8. It is to mention here that a significant section of the newspapers and periodicals, particularly the small publications, appears to ignore its obligations to submit the Annual Statements to the O/o RNI under the “**Press and Registration of Books Act 1867**”. Their circulation, therefore, could not be ascertained and hence the actual circulation of the registered Indian publications would be much higher than what this report projects on the basis of Annual Statements actually received.

AVERAGE CIRCULATION

4.9.1. The average circulation of dailies and tri/bi-weeklies was 27,177 copies per publishing day where as the average circulation of the total periodicals were 8,846 copies per publishing day during 2017-18. Average circulation of Big newspapers increased by 1,116 copies from 1,65,537 to 1,66,653 copies per publishing day during 2017-18 and that of small newspapers decreased by 1,238 copies from 9,937 to 8,699 copies per publishing day during 2017-18. As for the medium newspapers, the average circulation decreased by 1,953 copies per publishing day from 40,463 to 38,510 during 2017-18 in comparison to previous year. (Table 4.7)

4.9.2. The average circulation of dailies and tri/bi-weeklies showed a decrease of 3,213 copies per publishing day i.e. from 30,390 to 27,177 copies per publishing day in 2017-18 (Table 4.7)

4.9.3. The average circulation of periodicals also showed a decrease of 1,534 copies per publishing day i.e. from 10,380 to 8,846 copies per publishing day in 2017-18. (Table 4.7)

CENTRE-WISE CIRCULATION

4.10.1. The publications brought out from the four Metropolitan Cities – Mumbai, Kolkata, Delhi and Chennai had a combined claimed circulation of 7,46,61,911 copies per publishing day in 2017-18, which comes to 17.36 percent of the total claimed circulation. The State Capitals (excluding Metropolitan Cities) accounted for 11,77,66,011 copies per publishing day or 27.38 percent. The publications brought out from Big Cities claimed a total circulation of 16,76,61,204 copies per publishing day, which was 38.98 per cent. The Press in the Union Territories accounted for 38,08,030 copies per publishing day which is 0.88 per cent of the total claimed circulation. The remaining 6,61,69,473 copies per publishing day which is 15.38 per cent belonged to Smaller Towns. (Table 4.8)

4.10.2. The dailies and tri/bi-weeklies from the four Metropolitan Cities had a total circulation of 3,66,36,954 copies per publishing day which was 15.09 per cent of the total circulation of the dailies/tri-bi weeklies. The dailies and tri/bi-weeklies published from State Capitals had a total circulation of 6,08,54,242 copies per publishing day, or 25.07 per cent of the total circulation in that category. The dailies and tri/bi-weeklies from other Big Cities claimed a total circulation of 10,13,43,412 copies per publishing day or 41.75 per cent and from the Small Towns showed a circulation of 4,08,39,318 copies per publishing day (16.82 per cent). (Table 4.8)

CIRCULATION LEVELS

4.11.1. “*ANANDA BAZAR PATRIKA*”, a Bengali/Daily published from Kolkata turned to be the largest circulated single edition daily with a claimed circulation of 11,18,440 copies per publishing day followed by “*HINDUSTAN TIMES*” an English/Daily published from Delhi with a circulation of 9,57,176 copies per publishing day and “*THE TIMES OF INDIA*”, an English/Daily published from Delhi with a claimed circulation of 9,48,696 copies per publishing day.

4.11.2. The “*DAINIK BHASKAR*”, having 58 editions in Hindi Language with a total claimed circulation of 51,19,720 copies per publishing day occupied first position among multi-editions dailies. “*THE TIMES OF INDIA*”, having 34 editions in English Language with a total claimed circulation of 43,34,769 copies per publishing day occupied the second position among multi-editions dailies during 2017-18.

4.11.3. “*SUNDAY TIMES OF INDIA*”, an English/Weekly Edition from Mumbai, was the largest circulated periodical in 2017-18 with a claimed circulation of 8,18,768 copies per publishing day, while “*SUNDAY NAVBHARAT TIMES*”, an Hindi/Weekly Edition from Mumbai, with a circulation of 6,38,778 copies per publishing day being second, and “*VANITHA*”, a Malayalam/Fortnightly from Kottayam with a claimed circulation of 5,84,261 copies per publishing day was rated as third in terms of circulation figures.

TABLE 4.1
TOTAL CIRCULATION OF REGISTERED PUBLICATIONS
FROM 2007-08 TO 2017-18

Year	Dailies	Tri/Bi-weeklies	Weeklies	Others	Total
(1)	(2)	(3)	(4)	(5)	(6)
2007-08	105791199	654972	57995857	42666087	207108115
2008-09	135805315	574984	69180993	52392081	257953373
2009-10	162312686	635503	83789957	65078417	308816563
2010-11	175665243	969361	89483523	63086714	329204841
2011-12	196951390	928927	103471732	72487715	373839764
2012-13	224337652	1187995	104860366	74651917	405037930
2013-14	264289811	893218	112005740	73397443	450586212
2014-15	296302606	973292	127483338	85762209	510521445
2015-16	371457696	155045	144789293	93836547	610238581
2016-17	275361253	0	119498723	93229514	488089490
2017-18	242690557	0	106027875	81348197	430066629

TABLE 4.1
TOTAL CIRCULATION OF REGISTERED PUBLICATIONS
FROM 2007-08 To 2017-18

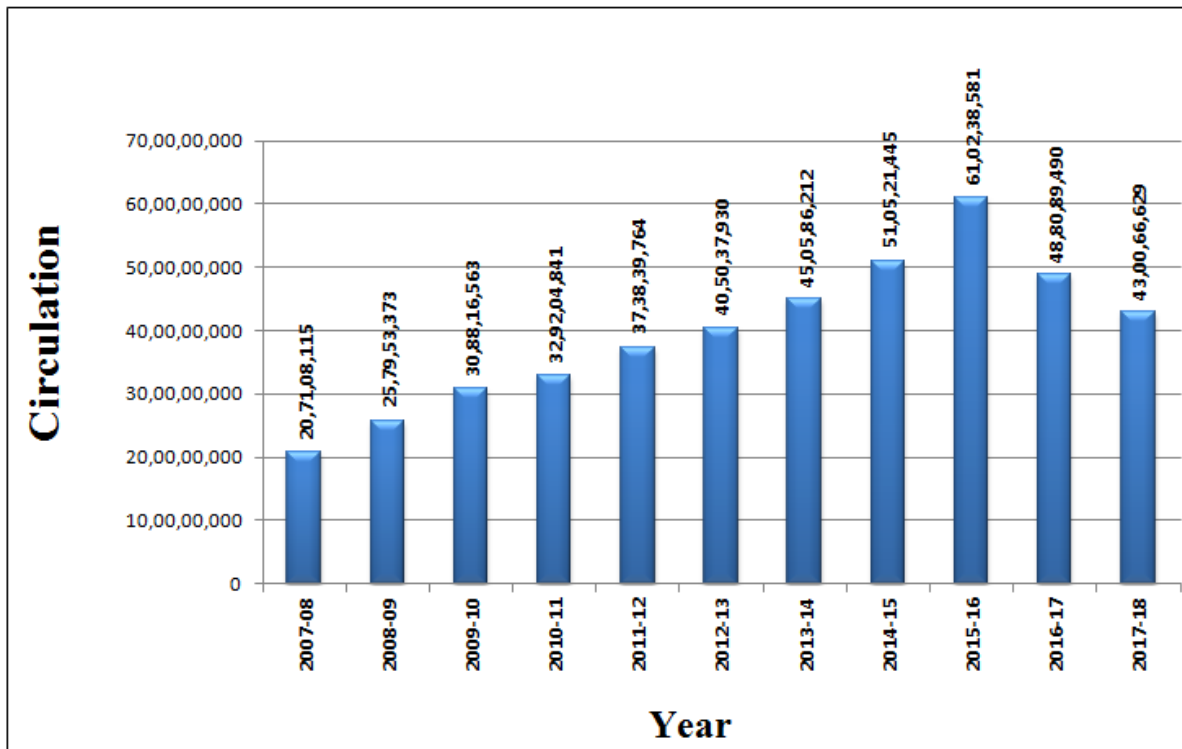


TABLE 4.2
CIRCULATION OF PUBLICATIONS IN 2017-18
(LANGUAGE AND PERIODICITY-WISE)

Language	Daily	Weekly	Fortnightly	Monthly	Quarterly	Annual	Others	Total
Assamese	649367	251878	19312	89611	0	0	45711	1055879
Bengali	4449538	1434942	1209916	736207	60337	1950	99672	7992562
Bilingual	2615953	4020021	1262294	3340504	134858	28780	275017	11677427
Bodo	121879	0	0	0	0	0	0	121879
Dogri	49150	1000	0	0	0	0	0	50150
English	29725905	13825004	1497498	5786602	314625	583008	1720922	53453564
Gujarati	15263564	9268747	2577044	923417	30626	10828	671200	28745426
Hindi	103478860	55925005	9571153	19403772	1128926	133160	5981114	195621990
Kannada	6608795	640463	359354	555092	9000	14000	297862	8484566
Kashmiri	84700	5450	0	0	0	0	0	90150
Konkani	3340	1987	0	8108	0	0	0	13435
Maithili	0	0	300	0	0	0	0	300
Malayalam	8728488	2363471	1094932	2480557	61402	184278	73466	14986594
Manipuri	194320	15100	0	23155	0	0	0	232575
Marathi	16968803	7285941	499604	498135	26381	473903	1550633	27303400
Multilingual	116050	464459	76378	416113	23452	2500	40881	1139833
Nepali	164526	15291	0	1000	0	0	0	180817
Odia	6466122	2506287	1084913	989947	89072	0	41328	11177669
Others	397254	105800	11140	335501	22145	0	40200	912040
Punjabi	2506791	442782	226979	492942	0	0	1700	3671194
Sanskrit	193559	8850	28350	27254	650	0	0	258663
Santhali	0	0	0	1800	0	0	0	1800
Sindhi	204749	98385	5500	10600	0	0	0	319234
Tamil	5216076	1631305	970586	959676	14828	0	509905	9302376
Telugu	18545719	1643572	1278882	6194813	15002	28500	276887	27983375
Urdu	19937049	4072135	601867	498207	92462	10000	78011	25289731
Total	242690557	106027875	22376002	43773013	2023766	1470907	11704509	430066629

TABLE 4.2
CIRCULATION OF PUBLICATIONS DURING 2017-18
(LANGUAGE-WISE)

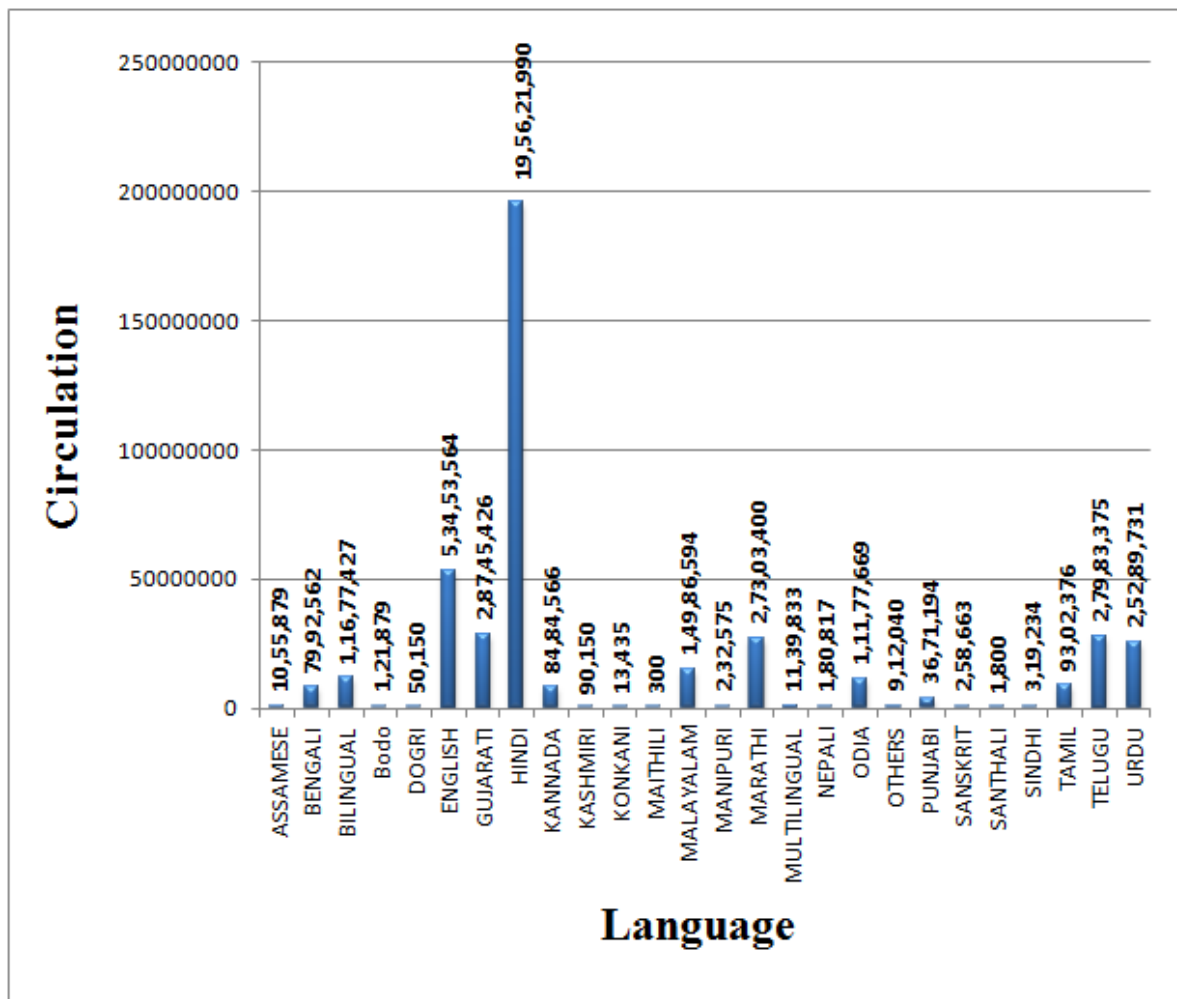


TABLE 4.2
CIRCULATION OF PUBLICATIONS DURING 2017-18
(PERIODICITY-WISE)

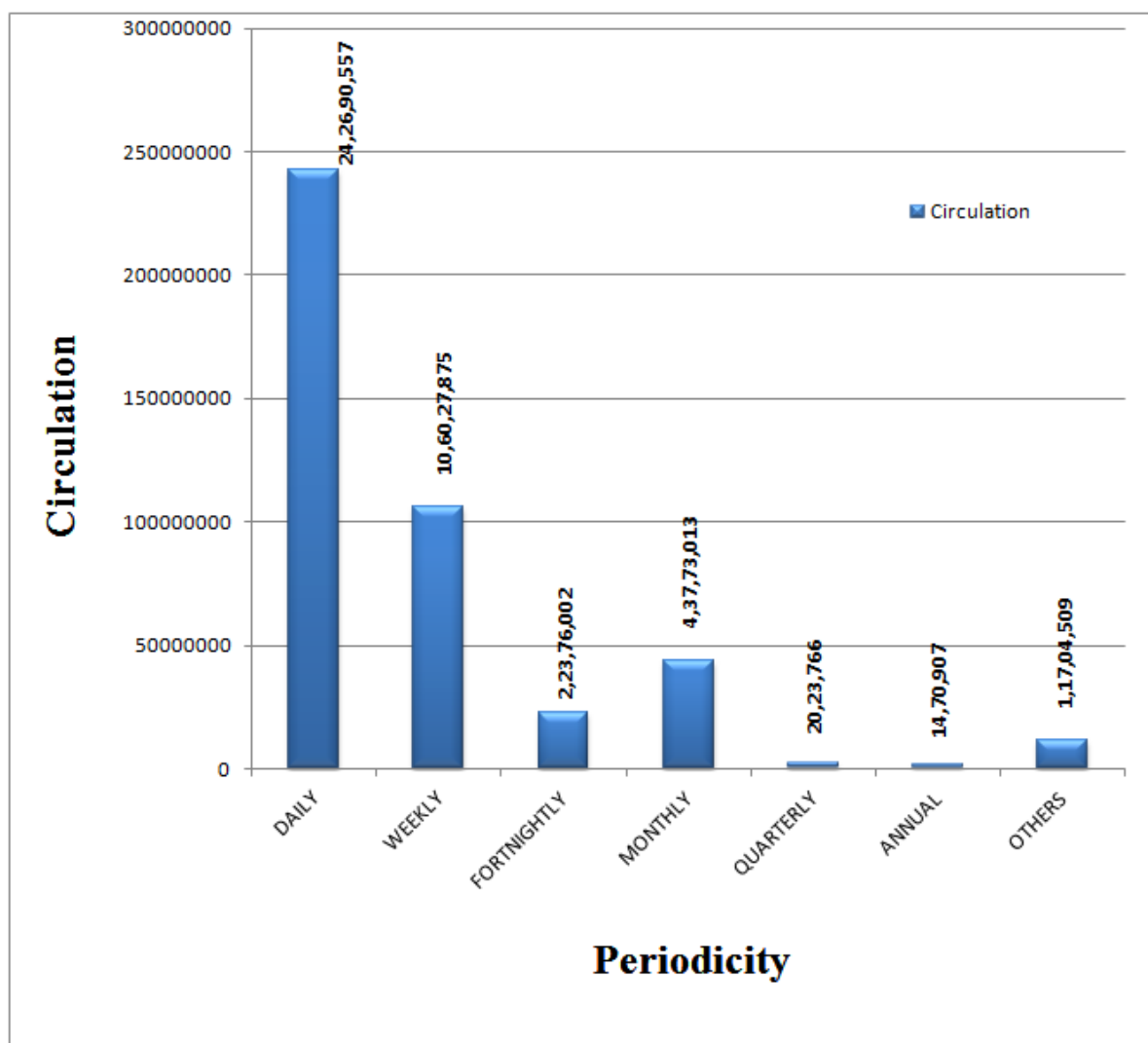


TABLE 4.3
CIRCULATION OF PUBLICATIONS IN 2017-18
(STATE/UTS & PERIODICITY-WISE)

STATES	Daily	Weekly	Fortnightly	Monthly	Quarterly	Annual	Others	Total
Andaman & Nicobar Islands	198549	15051	5000	515	0	0	0	219115
Andhra Pradesh	15968932	1624574	1090665	4686396	4400	0	252260	23627227
Arunachal Pradesh	311504	0	0	16000	0	0	0	327504
Assam	1988514	486166	39702	161616	0	800	92236	2769034
Bihar	8089032	1380948	164485	441536	17300	0	570312	10663613
Chandigarh	1767123	433894	1000	120834	0	0	61472	2384323
Chattisgarh	5895242	887109	73413	850668	32200	23000	201328	7962960
Daman & Diu	266752	18000	0	0	0	0	0	284752
Delhi	16980014	8601226	2662878	7462099	260254	360655	551110	36878236
Dadra & Nagar Haveli	344023	51400	84735	40846	0	0	0	521004
Goa	333648	60617	21064	6500	0	0	0	421829
Gujarat	19927893	10036878	2956990	1206974	62443	0	663081	34854259
Haryana	2722492	768529	268990	587435	6100	0	104905	4458451
Himachal Pradesh	625513	262346	5450	69907	14200	150	0	977566
Jharkhand	3571112	1096981	96405	228083	36350	0	307065	5335996
Jammu & Kashmir	7354165	966076	50750	210482	14000	10000	1900	8607373
Karnataka	9016124	2530370	380136	689349	28191	14000	366434	13024604
Kerala	8949974	2686272	1160194	3115156	63360	460103	93578	16528637
Maharashtra	26574973	13614650	922371	2124114	157108	518061	3160832	47072109
Manipur	346703	0	0	0	0	0	0	346703
Meghalaya	262142	4200	0	500	0	0	0	266842
Mizoram	234187	2900	0	261975	5900	0	40900	545862
Madhya Pradesh	24876958	10944889	1126719	7974235	416863	8400	1440212	46788276
Nagaland	174699	0	0	0	0	0	0	174699
Odisha	7293265	2812813	1391932	1390847	96147	0	158854	13143858
Pondicherry	187838	13025	11000	32261	8053	0	8812	260989
Punjab	3387336	669666	337945	422199	2000	1250	33933	4854329
Rajasthan	13305082	2482224	3182354	661094	29588	25100	596320	20281762
Sikkim	361716	15291	0	0	0	0	0	377007
Telangana	8659764	1076589	437395	2460937	90600	28500	56999	12810784
Tamil Nadu	8013535	4170185	1085720	1548579	20467	100	512763	15351349
Tripura	591252	118867	8456	1200	0	0	900	720675
Uttar Pradesh	33042949	26534491	2199116	4795312	543131	15500	1818432	68948931
Uttarakhand	4278999	9276114	1211129	1217503	41526	2700	489708	16517679
West Bengal	6788553	2385534	1400008	987861	73585	2588	120163	11758292
Total	242690557	106027875	22376002	43773013	2023766	1470907	11704509	430066629

Table 4.4
CIRCULATION OF NEWSPAPERS IN 2017-18
(STATE/U.TS & LANGUAGE-WISE)

State/U.T's	Assamese	Bengali	Bilingual	Dogri	English	Gujarati	Hindi	Kannada	Kashmiri	Konkani	Maithili	Malayalam	Manipuri
Andaman & Nicobar Islands	0	28094	7366	0	90517	0	76438	0	0	0	0	0	0
Andhra Pradesh	0	0	357351	0	2712245	0	161570	17000	0	0	0	0	0
Arunachal Pradesh	0	0	0	0	310504	0	17000	0	0	0	0	0	0
Assam	1054879	505058	36980	0	588342	0	249244	0	0	0	0	0	38255
Bihar	0	1200	107491	0	331099	0	7293925	0	0	0	300	0	0
Chandigarh	0	0	34200	0	1116632	0	893806	0	0	0	0	0	0
Chhattisgarh	0	0	81709	0	221073	0	7508020	0	0	0	0	0	0
Daman & Diu	0	0	0	0	15780	179125	88247	0	0	0	0	0	0
Delhi	1000	43093	2069163	0	10311048	28425	19839306	45147	0	0	0	28207	0
Dadra & Nagar Haveli	0	0	5000	0	113073	87398	315533	0	0	0	0	0	0
Goa	0	0	0	0	227676	0	17000	0	0	3340	0	10200	0
Gujarat	0	0	620729	0	2271198	27597511	3626883	0	0	0	0	0	0
Haryana	0	0	185689	0	179419	0	4029113	0	0	0	0	0	0
Himachal Pradesh	0	0	14863	0	26045	0	934608	0	0	0	0	0	0
Jharkhand	0	53766	45025	0	376564	0	3999102	0	0	0	0	0	0
Jammu & Kashmir	0	0	552488	50150	4836449	0	605622	0	90150	0	0	0	0
Karnataka	0	0	193897	0	3612981	0	152136	8363952	0	8108	0	19369	0
Kerala	0	0	113129	0	1266280	0	185597	7515	0	0	0	14840715	0
Maharashtra	0	8085	2070904	0	8613761	796757	7463006	48952	0	1987	0	78478	0
Manipur	0	0	17280	0	128797	0	0	0	0	0	0	0	194320
Meghalaya	0	0	0	0	87795	0	29429	0	0	0	0	0	0
Mizoram	0	0	0	0	113716	0	0	0	0	0	0	0	0
Madhya Pradesh	0	0	836930	0	843038	0	44260089	0	0	0	0	0	0
Nagaland	0	0	0	0	139840	0	0	0	0	0	0	0	0
Odisha	0	0	507275	0	1089184	0	287779	0	0	0	0	0	0
Pondicherry	0	0	18225	0	8966	0	9886	0	0	0	0	0	0
Punjab	0	850	131575	0	128460	0	1946490	0	0	0	0	1250	0
Rajasthan	0	0	311916	0	400557	0	19168151	600	0	0	0	0	0
Sikkim	0	0	0	0	145166	0	47516	0	0	0	0	0	0
Telangana	0	0	264855	0	2189479	0	424004	0	0	0	0	0	0
Tamil Nadu	0	3500	1034477	0	5248465	950	101797	1400	0	0	0	6175	0
Tripura	0	513640	24500	0	128780	0	25666	0	0	0	0	0	0
Uttar Pradesh	0	24200	1451464	0	2212673	0	55880727	0	0	0	0	0	0
Uttarakhand	0	3700	365726	0	615558	5166	14788412	0	0	0	0	2200	0
West Bengal	0	6807376	217220	0	2752404	50094	1195888	0	0	0	0	0	0
Total	1055879	7992562	11677427	50150	53453564	28745426	195621990	8484566	90150	13435	300	14986594	232575

TABLE 4.4 (Contd.)
CIRCULATION OF NEWSPAPERS IN 2017-18
(STATE/U.TS & LANGUAGE-WISE)

State/U.T's	Marathi	Multilingual	Nepali	Odia	Punjabi	Sanskrit	Santhali	Sindhi	Tamil	Telugu	Urdu	Others	Total
Andaman & Nicobar Islands	0	1500	0	0	0	0	0	0	0	0	15200	0	219115
Andhra Pradesh	0	80829	0	20000	0	16000	0	0	1000	19433792	827440	0	23627227
Arunachal Pradesh	0	0	0	0	0	0	0	0	0	0	0	0	327504
Assam	0	40300	0	0	0	0	0	0	0	0	109837	146139	2769034
Bihar	0	0	0	0	0	0	0	0	0	0	2929598	0	10663613
Chandigarh	0	7300	0	0	332385	0	0	0	0	0	0	0	2384323
Chhattisgarh	0	0	0	0	0	0	0	0	0	0	135387	16771	7962960
Daman & Diu	950	0	0	0	0	650	0	0	0	0	0	0	284752
Delhi	50336	111333	0	1521	731592	47492	0	0	16387	13201	3513560	27425	36878236
Dadra & Nagar Haveli	0	0	0	0	0	0	0	0	0	0	0	0	521004
Goa	163613	0	0	0	0	0	0	0	0	0	0	0	421829
Gujarat	254543	65331	0	0	0	95707	0	39351	88187	25442	169377	0	34854259
Haryana	0	0	0	0	25230	0	0	0	0	0	39000	0	4458451
Himachal Pradesh	0	2050	0	0	0	0	0	0	0	0	0	0	977566
Jharkhand	0	8000	0	0	0	0	0	0	0	0	850087	3452	5335996
Jammu & Kashmir	0	32700	0	0	0	0	0	0	0	0	2439814	0	8607373
Karnataka	136484	9256	0	0	0	2000	0	0	96932	62922	342017	24550	13024604
Kerala	0	113896	0	0	0	0	0	0	968	537	0	0	16528637
Maharashtra	26679568	236522	0	16658	0	400	0	43467	47093	7659	953212	5600	47072109
Manipur	0	0	0	0	0	0	0	0	0	0	0	6306	346703
Meghalaya	0	0	0	0	0	0	0	0	0	0	500	149118	266842
Mizoram	0	0	0	0	0	0	0	0	0	0	0	432146	545862
Madhya Pradesh	15950	108500	0	0	0	63864	0	16224	0	0	643681	0	46788276
Nagaland	0	0	0	0	0	0	0	0	0	0	0	34859	174699
Odisha	0	58455	0	11133615	0	16000	0	0	0	0	51550	0	13143858
Pondicherry	856	1277	0	2375	0	650	0	0	218109	250	0	395	260989
Punjab	0	66852	0	700	2566711	0	0	0	550	550	10341	0	4854329
Rajasthan	0	13155	0	0	0	0	0	220192	0	0	117633	49558	20281762
Sikkim	0	0	139350	0	0	0	0	0	0	0	44975	0	377007
Telangana	0	64475	0	0	0	0	0	0	0	8367712	1500259	0	12810784
Tamil Nadu	1100	2400	0	2800	0	0	0	0	8833150	71110	43725	300	15351349
Tripura	0	1999	0	0	0	0	0	0	0	0	0	26090	720675
Uttar Pradesh	0	86766	0	0	3034	6200	0	0	0	0	9236157	47710	68948931
Uttarakhand	0	5400	1000	0	12241	9700	0	0	0	0	645076	63500	16517679
West Bengal	0	21537	40467	0	1	0	1800	0	0	200	671305	0	11758292
Total	27303400	1139833	180817	11177669	3671194	258663	1800	319234	9302376	27983375	25289731	1033919	430066629

(TABLE 4.4)
CIRCULATION OF PUBLICATIONS IN 2017-18
 (STATE/U.T.'s -WISE)

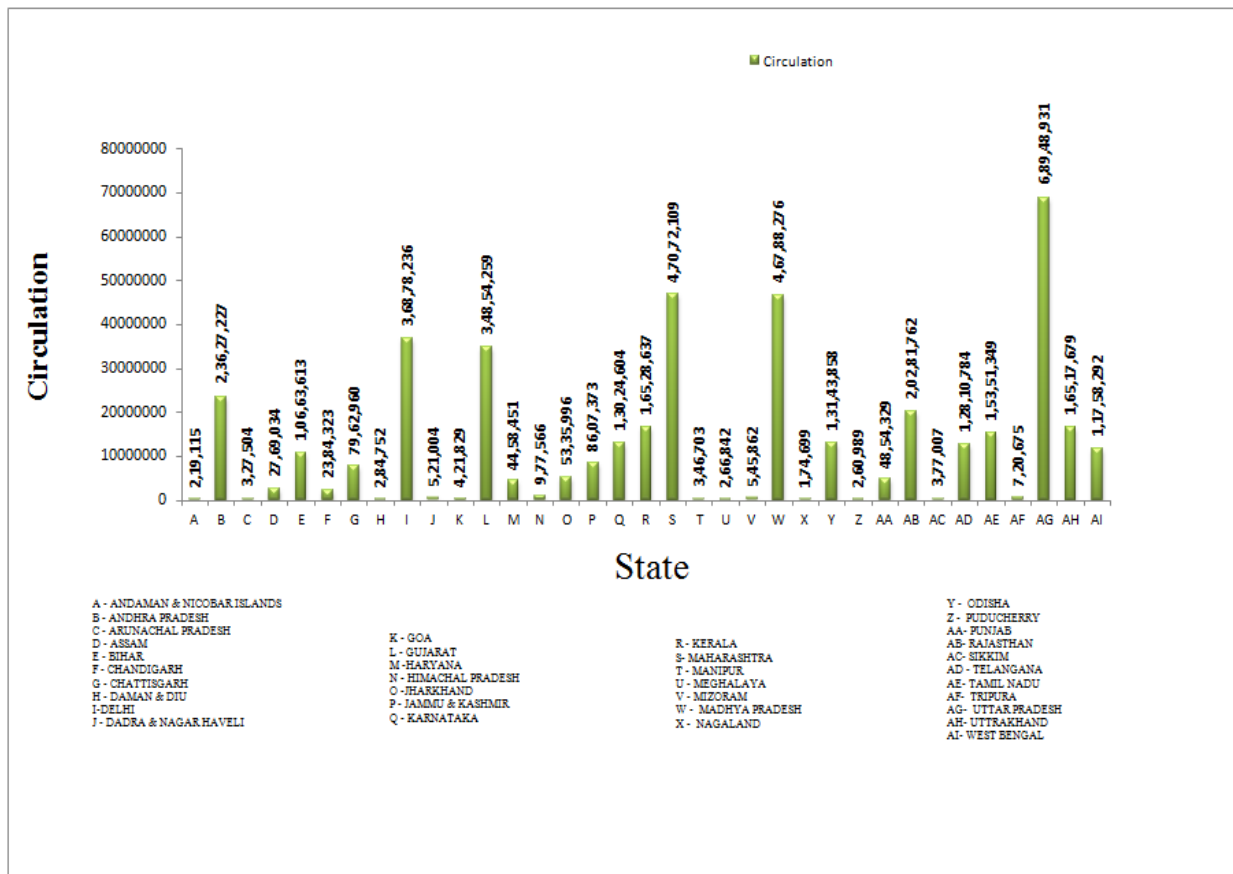


TABLE 4.5
CIRCULATION OF NEWSPAPERS IN 2017-18
(LANGUAGE AND PERIODICITY-WISE)

Language	Daily				Weekly			
	No.	Sold	Free	Total	No.	Sold	Free	Total
Assamese	24	531666	117701	649367	19	245223	6655	251878
Bengali	66	4345662	103876	4449538	118	1314083	120859	1434942
Bilingual	141	2448713	167240	2615953	461	2911886	1108135	4020021
Bodo	3	117386	4493	121879	0	0	0	0
Dogri	1	48754	396	49150	1	500	500	1000
English	815	28290893	1435012	29725905	475	11899752	1925252	13825004
Gujarati	445	15020125	243439	15263564	1060	8940852	327895	9268747
Hindi	3838	101154559	2324301	103478860	6290	53339757	2585248	55925005
Kannada	426	5670815	937980	6608795	109	586101	54362	640463
Kashmiri	2	81000	3700	84700	1	5100	350	5450
Konkani	1	3215	125	3340	1	1800	187	1987
Maithili	0	0	0	0	0	0	0	0
Malayalam	122	8133573	594915	8728488	38	2139757	223714	2363471
Manipuri	6	191987	2333	194320	1	14700	400	15100
Marathi	540	16305422	663381	16968803	1347	6471861	814080	7285941
Multilingual	6	112821	3229	116050	61	407499	56960	464459
Nepali	7	157728	6798	164526	12	13803	1488	15291
Odia	122	6279621	186501	6466122	145	2459457	46830	2506287
Others	23	386341	10913	397254	8	101704	4096	105800
Punjabi	65	2470194	36597	2506791	41	316992	125790	442782
Sanskrit	14	189855	3704	193559	4	8330	520	8850
Santhali	0	0	0	0	0	0	0	0
Sindhi	7	203154	1595	204749	6	97268	1117	98385
Tamil	161	5008851	207225	5216076	53	1474370	156935	1631305
Telugu	950	17527701	1018018	18545719	147	1552967	90605	1643572
Urdu	1145	19382899	554150	19937049	436	3783396	288739	4072135
Total	8930	234062935	8627622	242690557	10834	98087158	7940717	106027875

TABLE 4.5 (Contd. 1)
CIRCULATION OF NEWSPAPERS IN 2017-18
(LANGUAGE AND PERIODICITY-WISE)

Language	Fortnightly			Monthly				Quarterly				
	No.	Sold	Free	Total	No.	Sold	Free	Total	No.	Sold	Free	Total
Assamese	1	18205	1107	19312	9	83541	6070	89611	0	0	0	0
Bengali	167	1118591	91325	1209916	103	657547	78660	736207	24	54744	5593	60337
Bilingual	160	1159593	102701	1262294	525	2713936	626568	3340504	45	118627	16231	134858
Bodo	0	0	0	0	0	0	0	0	0	0	0	0
Dogri	0	0	0	0	0	0	0	0	0	0	0	0
English	137	1328500	168998	1497498	600	4813745	972857	5786602	128	168368	146257	314625
Gujarati	226	2508879	68165	2577044	179	847881	75536	923417	12	24199	6427	30626
Hindi	1532	9020742	550411	9571153	3103	18209735	1194037	19403772	238	1051700	77226	1128926
Kannada	141	323976	35378	359354	184	464868	90224	555092	5	7100	1900	9000
Kashmiri	0	0	0	0	0	0	0	0	0	0	0	0
Konkani	0	0	0	0	2	7020	1088	8108	0	0	0	0
Maithili	1	200	100	300	0	0	0	0	0	0	0	0
Malayalam	12	915013	179919	1094932	122	2192853	287704	2480557	5	60680	722	61402
Manipuri	0	0	0	0	1	22695	460	23155	0	0	0	0
Marathi	67	478250	21354	499604	179	414442	83693	498135	20	19156	7225	26381
Multilingual	13	68636	7742	76378	63	392220	23893	416113	9	20004	3448	23452
Nepali	0	0	0	0	1	800	200	1000	0	0	0	0
Odia	66	1058111	26802	1084913	66	963930	26017	989947	10	86932	2140	89072
Others	5	9375	1765	11140	17	175115	160386	335501	4	21190	955	22145
Punjabi	15	216340	10639	226979	34	468609	24333	492942	0	0	0	0
Sanskrit	4	27096	1254	28350	5	26404	850	27254	1	490	160	650
Santhali	0	0	0	0	1	1500	300	1800	0	0	0	0
Sindhi	1	5300	200	5500	1	10500	100	10600	0	0	0	0
Tamil	61	870286	100300	970586	228	780928	178748	959676	5	13970	858	14828
Telugu	156	1175311	103571	1278882	648	5591640	603173	6194813	6	13482	1520	15002
Urdu	71	587918	13949	601867	67	464027	34180	498207	10	89578	2884	92462
Total	2836	20890322	1485680	22376002	6138	39303936	4469077	43773013	522	1750220	273546	2023766

TABLE 4.5 (Contd. 2)
CIRCULATION OF NEWSPAPERS IN 2017-18
(LANGUAGE AND PERIODICITY-WISE)

Language	Annual				Others				Total			
	No.	Sold	Free	Total	No.	Sold	Free	Total	No.	Sold	Free	Total
Assamese	0	0	0	0	2	42869	2842	45711	55	921504	134375	1055879
Bengali	1	150	1800	1950	20	94127	5545	99672	499	7584904	407658	7992562
Bilingual	8	17768	11012	28780	37	243227	31790	275017	1377	9613750	2063677	11677427
Bodo	0	0	0	0	0	0	0	0	3	117386	4493	121879
Dogri	0	0	0	0	0	0	0	0	2	49254	896	50150
English	26	236123	346885	583008	212	1389835	331087	1720922	2393	48127216	5326348	53453564
Gujarati	4	9681	1147	10828	28	652117	19083	671200	1954	28003734	741692	28745426
Hindi	19	104979	28181	133160	307	5657337	323777	5981114	15327	188538809	7083181	195621990
Kannada	1	11777	2223	14000	25	244746	53116	297862	891	7309383	1175183	8484566
Kashmiri	0	0	0	0	0	0	0	0	3	86100	4050	90150
Konkani	0	0	0	0	0	0	0	0	4	12035	1400	13435
Maithili	0	0	0	0	0	0	0	0	1	200	100	300
Malayalam	5	125971	58307	184278	9	63383	10083	73466	313	13631230	1355364	14986594
Manipuri	0	0	0	0	0	0	0	0	8	229382	3193	232575
Marathi	25	439770	34133	473903	65	1477808	72825	1550633	2243	25606709	1696691	27303400
Multilingual	3	1905	595	2500	6	39908	973	40881	161	1042993	96840	1139833
Nepali	0	0	0	0	0	0	0	0	20	172331	8486	180817
Odia	0	0	0	0	4	40629	699	41328	413	10888680	288989	11177669
Others	0	0	0	0	1	40000	200	40200	58	733725	178315	912040
Punjabi	0	0	0	0	1	1500	200	1700	156	3473635	197559	3671194
Sanskrit	0	0	0	0	0	0	0	0	28	252175	6488	258663
Santhali	0	0	0	0	0	0	0	0	1	1500	300	1800
Sindhi	0	0	0	0	0	0	0	0	15	316222	3012	319234
Tamil	0	0	0	0	12	446037	63868	509905	520	8594442	707934	9302376
Telugu	1	28000	500	28500	25	267362	9525	276887	1933	26156463	1826912	27983375
Urdu	1	9500	500	10000	9	75334	2677	78011	1739	24392652	897079	25289731
Total	94	985624	485283	1470907	763	10776219	928290	11704509	30117	405856414	24210215	430066629

TABLE 4.6
CIRCULATION PATTERN OF NEWSPAPERS IN 2017-18
(CATEGORY AND RANGE-WISE)

Category	Range	Dailies, Tri/Bi Weeklies		Other Periodicals		Total		
		No.	Circulation	No.	Circulation	No.	Circulation	Circulation
Small	1 to 2000	1576	2136999	6287	8377430	7863	10514429	167609240
	2001 to 5000	662	2149345	4119	13234735	4781	15384080	
	5001 to 15000	1897	14971436	7472	56552775	9369	71524211	
	15001 to 25000	1796	32336216	2097	37850304	3893	70186520	
Medium	25001 to 50000	2120	74611478	878	28919810	2998	103531288	130810187
	50001 to 75000	289	18159775	146	9119124	435	27278899	
Big	75001 to 99999	178	15068311	54	4605420	232	19673731	131647202
	100000 to 2500000	412	83256997	134	28716474	546	111973471	
Total		8930	242690557	21187	187376072	30117	430066629	430066629

TABLE 4.7
CIRCULATION OF NEWSPAPERS IN 2017-18
(CATEGORY AND RANGE-WISE)

Category	Dailies, Tri/Bi Weeklies			Other Periodicals			Total		
	No.	Circulation	Avg Circulation	No.	Circulation	Avg Circulation	No.	Circulation	Avg Circulation
Big	590	98325308	166653	188	33321894	177244	778	131647202	169212
Medium	2409	92771253	38510	1024	38038934	37147	3433	130810187	38104
Small	5931	51593996	8699	19975	116015244	5809	25906	167609240	6471
Total	8930	242690557	27177	21187	187376072	8846	30117	430066629	14282

TABLE 4.8
CIRCULATION OF NEWSPAPERS IN 2017-18
(CENTRE-WISE)

Centre of Publication	Dailies, Tri/Bi Weeklies		Weeklies		Others		Total	
	No.	Circulation	No.	Circulation	No.	Circulation	No.	Circulation
Big City	4083	101343412	4606	36222382	3872	30095410	12561	167661204
Metropolitan City	903	36636954	979	19209397	1991	18815560	3873	74661911
State Capital	2694	60854242	3453	32968986	3550	23942783	9697	117766011
Smaller Towns	1150	40839318	1749	17140434	896	8189721	3795	66169473
Union Territory	100	3016631	47	486676	44	304723	191	3808030
Total	8930	242690557	10834	106027875	10353	81348197	30117	430066629